



Caledonian

JIS Code Power & Control Cables

**to IEC 60502-1
TIS 11-2531**

CVVS

CCV

VV

FCVV

VVR

CVV

VVF

CVV-SB

CV

CEV

VVR-GRD

www.caledonian-cables.co.uk

www.caledonian-cables.com

 **Addison**



Company Profile

Caledonian, established in 1978, offers one of the most complete lines of fiber and copper cabling system solutions with over hundreds of different cabling system products. Our superior products provide leading edge within every cable series and for every application.

Among the national and international standards with which our cables could comply are: BS - British Standard; LPCB Fire Performance Standard. ISO Standard etc. Caledonian Cables offers a comprehensive stock of cables and cabling products through its nationwide network of resellers and distributors. Caledonian Cables has continually expanded its global presence in Europe and Asia.

Caledonian & Addison, produces a wide range of cables for communication, power and electronics in its primary plants in UK, Italy and Spain. To stay in front, we continually keep expanding our manufacturing capabilities in more low cost region such as Romania, Taiwan, Malaysia etc. This low-cost manufacturing facilities enable us provide a flexible, scalable global system that delivers superior operational performance and optimal results for our customers.

Our extensive global network of manufacturing facilities gives us significant scale and the flexibility to fulfill our customer requirements. This global presence provides design and consultancy solutions that are combined with core cable manufacturing, logistic services, and vertically integrated with our E-commerce technologies, to optimize customer operations by lowering costs and reducing time to market.

Caledonian & Addison has been respected for its high standards of quality, excellent service level, competitive pricing and a unique and innovative spirit. With our latest technologies, we are both inspired and well-positioned to meet the changing needs of our customers. We have the resources to diversify and to enhance our product lines and services. We understand the need for change and with our accurate planning, we are ready for the future and the promise of new marketing opportunities. Our tradition of growth through excellence is assured.

Our Design Centers work closely with customers to constantly improve its standard range of products and technologies and to develop customized, country and industry-specific solutions. Caledonian & Addison has established an extensive network of design, manufacturing, and logistics facilities in the world's major markets to serve the growing outsourcing needs of both multinational and regional customers.



Our Certificate



REGISTRATION CERTIFICATE

***This document certifies that the administration systems of
Caledonian Cables Limited / Addison Technology Limited
Marchants Industrial Centre, Mill Lane, Laughton, Lewes, Sussex, BN8 6AJ, United Kingdom
have been assessed and approved by QAS International
to the following management systems, standards and guidelines:***

ISO 9001 : 2008

With the permitted exclusion of clauses 7.3 Design and Development

The approved administration systems apply to the following:

***The manufacture and supply of electrical cables and
ancillary power equipment to customers internationally.***

Original Approval **6th September 1997**

Current Certificate **7th February 2014**

Certificate Expiry **7th February 2015**

Certificate Number **A6211**

Signed: Certification Officer

On behalf of QAS International

This certificate remains valid while the holder maintains their quality administration systems in accordance with the standards and guidelines stated above, which will be audited annually by QAS International. The holder is entitled to display the above registration mark for the duration of this certificate, which should be returned to QAS International upon reasonable request. Issuing Office: QAS International, 20A Oxford Street, Malmesbury, Wiltshire SN16 9AX, UK





Table of Content

CV.....	5
CE.....	9
CVV	13
CCV	22
CCE	25
CVVS.....	28
CCVS.....	31
CCES.....	34
CVV-SWA.....	37
CVVSB	46
CVVAMS	49
CVV-I/C AMS	52
CVV-I/C SB.....	56
FCVV	61
FCVVS.....	74
VV.....	87
VVF.....	89
VVF-GRD	91
VVR	93
VVR-GRD.....	96

Caledonian Cables Manufacture

CV


Application and Description:

For general purpose power distribution in wet or dry locations, installed in air, in conduit or duct, or directly buried.

Reference Standard:

IEC 60502-1

Cable Construction:



Conductor: Circle or circle compacted stranded annealed copper wires

Insulation: Cross-linked polyethylene(XLPE)

Color : 2-4 cores-Black, White, Red and Green ,More than 4 cores: Black core with marking numbers

Filler: Non-hygroscopic material(optional)

Binding tape: Polyester (Mylar) tape (optional)

Sheath: Polyvinyl chloride (PVC), Black color.(A special flame retardant sheath can be supplied).

Technical Characteristics:

Maximum conductor temperature 90°C

Circuit voltage not exceeding 600 volts

Test voltage 3500 volts





Cable Parameter

Nominal sectional area	No. of wire	Diameter of Conductor (approx.)	Thickness of insulation	Thickness of sheath	Overall diameter (approx.)	Maximum DC. resistance of Cdr. at 20°C	Cable weight (approx.)
mm ²		mm	mm	mm	mm	Ohm / km	kg / km
1 core							
1.5	7/0.53	1.59	0.7	1.4	6.3	12.1	50
2.5	7/0.67	2.01	0.7	1.4	6.7	7.41	70
4	7/0.85	2.55	0.7	1.4	7.2	4.61	90
6	7/1.04	3.12	0.7	1.4	7.8	3.08	110
10	7/1.35	4.05	0.7	1.4	9.4	1.83	170
16	compacted	4.7	0.7	1.4	10.0	1.15	210
25	compacted	5.9	0.9	1.4	12.0	0.727	310
35	compacted	6.9	0.9	1.4	13.0	0.524	400
50	compacted	8.1	1.0	1.4	14.5	0.387	520
70	compacted	9.8	1.1	1.4	16.0	0.268	720
95	compacted	11.4	1.1	1.5	18.5	0.193	970
120	compacted	12.9	1.2	1.5	20	0.153	1,210
150	compacted	14.4	1.4	1.6	22	0.124	1,490
185	compacted	15.9	1.6	1.6	24	0.0991	1,840
240	compacted	18.3	1.7	1.7	27	0.0754	2,400
300	compacted	20.5	1.8	1.8	30	0.0601	2,980
400	compacted	23.2	2.0	1.9	34	0.0470	3,800
500	compacted	26.4	2.2	2.0	37	0.0366	4,850
630	compacted	30.2	2.4	2.2	42	0.0283	6,240
2 cores							
1.5	7/0.53	1.59	0.7	1.8	11.0	12.1	120
2.5	7/0.67	2.01	0.7	1.8	12.0	7.41	150
4	7/0.85	2.55	0.7	1.8	13.0	4.61	190
6	7/1.04	3.12	0.7	1.8	14.0	3.08	240
10	7/1.35	4.05	0.7	1.8	17.0	1.83	330
16	compacted	4.7	0.7	1.8	18.5	1.15	450
25	compacted	5.9	0.9	1.8	22.0	0.727	660
35	compacted	6.9	0.9	1.8	24.0	0.524	880
50	compacted	8.1	1.0	1.8	27	0.387	1,150

Caledonian Cables Manufacture

Nominal sectional area	No. of wire	Diameter of Conductor (approx.)	Thickness of insulation	Thickness of sheath	Overall diameter (approx.)	Maximum DC. resistance of Cdr. at 20°C	Cable weight (approx.)
mm ²		mm	mm	mm	mm	Ohm / km	kg / km
70	compacted	9.8	1.1	1.8	31	0.268	1,610
95	compacted	11.4	1.1	1.9	35	0.193	2,170
120	compacted	12.9	1.2	2.0	38	0.153	2,670
150	compacted	14.4	1.4	2.2	43	0.124	3,310
185	compacted	15.9	1.6	2.3	47	0.0991	4,110
240	compacted	18.3	1.7	2.5	53	0.0754	5,340
300	compacted	20.5	1.8	2.6	58	0.0601	6,630
3 cores							
1.5	7/0.53	1.59	0.7	1.8	11.5	12.1	150
2.5	7/0.67	2.01	0.7	1.8	12.5	7.41	180
4	7/0.85	2.55	0.7	1.8	13.5	4.61	240
6	7/1.04	3.12	0.7	1.8	14.5	3.08	310
10	7/1.35	4.05	0.7	1.8	18.0	1.83	450
16	compacted	4.7	0.7	1.8	19.5	1.15	610
25	compacted	5.9	0.9	1.8	23	0.727	900
35	compacted	6.9	0.9	1.8	25	0.524	1,210
50	compacted	8.1	1.0	1.8	29	0.387	1,560
70	compacted	9.8	1.1	1.9	33	0.268	2,200
95	compacted	11.4	1.1	2.0	37	0.193	2,970
120	compacted	12.9	1.2	2.1	41	0.153	3,790
150	compacted	14.4	1.4	2.3	46	0.124	4,670
185	compacted	15.9	1.6	2.4	50	0.0991	5,830
240	compacted	18.3	1.7	2.6	57	0.0754	7,580
300	compacted	20.5	1.8	2.7	62	0.0601	9,400
4 cores							
1.5	7/0.53	1.59	0.7	1.8	12.5	12.1	170
2.5	7/0.67	2.01	0.7	1.8	13.5	7.41	220
4	7/0.85	2.55	0.7	1.8	14.5	4.61	290
6	7/1.04	3.12	0.7	1.8	16.0	3.08	380
10	7/1.35	4.05	0.7	1.8	20	1.83	570
16	compacted	4.7	0.7	1.8	22	1.15	790
25	compacted	5.9	0.9	1.8	26	0.727	1,180





Addison Cables to IEC/TIS Standard

www.addison-tech.com

www.addison-cables.com

Nominal sectional area	No. of wire	Diameter of Conductor (approx.)	Thickness of insulation	Thickness of sheath	Overall diameter (approx.)	Maximum DC. resistance of Cdr. at 20°C	Cable weight (approx.)
mm ²		mm	mm	mm	mm	Ohm / km	kg / km
35	compacted	6.9	0.9	1.8	28	0.524	1,550
50	compacted	8.1	1.0	1.9	32	0.387	2,060
70	compacted	9.8	1.1	2.0	36	0.268	2,930
95	compacted	11.4	1.1	2.1	42	0.193	3,970
120	compacted	12.9	1.2	2.3	46	0.153	4,980
150	compacted	14.4	1.4	2.4	51	0.124	6,130
185	compacted	15.9	1.6	2.6	56	0.0991	7,660
240	compacted	18.3	1.7	2.8	63	0.0754	9,960
300	compacted	20.5	1.8	3.0	70	0.0601	12,380

Caledonian Cables Manufacture

CE

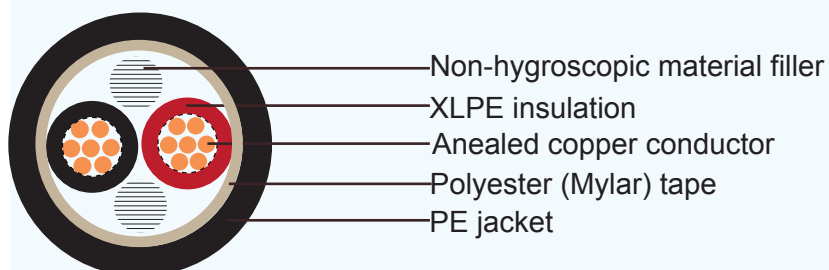
Application and Description:

For general purpose power distribution in wet or dry locations, installed in air, in conduit or duct, or directly buried.

Reference Standard:

IEC 60502-1

Cable Construction:



Conductor: Circle or circle compacted stranded annealed copper wires

Insulation: Cross-linked polyethylene(XLPE)

Color : 2-4 cores-Black, White, Red and Green ,More than 4 cores: Black core with marking numbers

Filler: Non-hygroscopic material(optional)

Binding tape: Polyester (Mylar) tape (optional)

Sheath: Polyethylene(PE), Black color.(A special flame retardant sheath can be supplied).

Technical Characteristics:

Maximum conductor temperature 90°C

Circuit voltage not exceeding 600 volts

Test voltage 3500 volts





Cable Parameter

Nominal sectional area	No. of wire	Diameter of Conductor (approx.)	Thickness of insulation	Thickness of sheath	Overall diameter (approx.)	Maximum DC. resistance of Cdr. at 20°C	Cable weight (approx.)
mm ²		mm	mm	mm	mm	Ohm / km	kg / km
1 core							
1.5	7/0.53	1.59	0.7	1.4	6.3	12.1	40
2.5	7/0.67	2.01	0.7	1.4	6.7	7.41	55
4	7/0.85	2.55	0.7	1.4	7.2	4.61	70
6	7/1.04	3.12	0.7	1.4	7.8	3.08	90
10	7/1.35	4.05	0.7	1.4	9.4	1.83	150
16	compacted	4.7	0.7	1.4	10.0	1.15	180
25	compacted	5.9	0.9	1.4	12.0	0.727	280
35	compacted	6.9	0.9	1.4	13.0	0.524	370
50	compacted	8.1	1.0	1.4	14.5	0.387	480
70	compacted	9.8	1.1	1.4	16.0	0.268	680
95	compacted	11.4	1.1	1.5	18.5	0.193	920
120	compacted	12.9	1.2	1.5	20	0.153	1,150
150	compacted	14.4	1.4	1.6	22	0.124	1,420
185	compacted	15.9	1.6	1.6	24	0.0991	1,770
240	compacted	18.3	1.7	1.7	27	0.0754	2,310
300	compacted	20.5	1.8	1.8	30	0.0601	2,880
400	*	23.2	2.0	1.9	34	0.0470	3,680
500	*	26.4	2.2	2.0	37	0.0366	4,710
630	*	30.2	2.4	2.2	42	0.0283	6,060
2 cores							
1.5	7/0.53	1.59	0.7	1.8	11.0	12.1	90
2.5	7/0.67	2.01	0.7	1.8	12.0	7.41	120
4	7/0.85	2.55	0.7	1.8	13.0	4.61	160
6	7/1.04	3.12	0.7	1.8	14.0	3.08	210
10	7/1.35	4.05	0.7	1.8	17.0	1.83	290
16	compacted	4.7	0.7	1.8	18.5	1.15	400
25	compacted	5.9	0.9	1.8	22.0	0.727	600
35	compacted	6.9	0.9	1.8	24.0	0.524	820
50	compacted	8.1	1.0	1.8	27	0.387	1,080

Caledonian Cables Manufacture

Nominal sectional area	No. of wire	Diameter of Conductor (approx.)	Thickness of insulation	Thickness of sheath	Overall diameter (approx.)	Maximum DC. resistance of Cdr. at 20°C	Cable weight (approx.)
mm ²		mm	mm	mm	mm	Ohm / km	kg / km
70	compacted	9.8	1.1	1.8	31	0.268	1,520
95	compacted	11.4	1.1	1.9	35	0.193	2,070
120	compacted	12.9	1.2	2.0	38	0.153	2,550
150	compacted	14.4	1.4	2.2	43	0.124	3,160
185	compacted	15.9	1.6	2.3	47	0.0991	3,940
240	compacted	18.3	1.7	2.5	53	0.0754	5,130
300	compacted	20.5	1.8	2.6	58	0.0601	6,380
3 cores							
1.5	7/0.53	1.59	0.7	1.8	11.5	12.1	120
2.5	7/0.67	2.01	0.7	1.8	12.5	7.41	150
4	7/0.85	2.55	0.7	1.8	13.5	4.61	210
6	7/1.04	3.12	0.7	1.8	14.5	3.08	280
10	7/1.35	4.05	0.7	1.8	18.0	1.83	410
16	compacted	4.7	0.7	1.8	19.5	1.15	560
25	compacted	5.9	0.9	1.8	23	0.727	840
35	compacted	6.9	0.9	1.8	25	0.524	1,140
50	compacted	8.1	1.0	1.8	29	0.387	1,480
70	compacted	9.8	1.1	1.9	33	0.268	2,100
95	compacted	11.4	1.1	2.0	37	0.193	2,850
120	compacted	12.9	1.2	2.1	41	0.153	3,640
150	compacted	14.4	1.4	2.3	46	0.124	4,500
185	compacted	15.9	1.6	2.4	50	0.0991	5,630
240	compacted	18.3	1.7	2.6	57	0.0754	7,330
300	compacted	20.5	1.8	2.7	62	0.0601	9,110
4 cores							
1.5	7/0.53	1.59	0.7	1.8	12.5	12.1	140
2.5	7/0.67	2.01	0.7	1.8	13.5	7.41	190
4	7/0.85	2.55	0.7	1.8	14.5	4.61	260
6	7/1.04	3.12	0.7	1.8	16.0	3.08	340
10	7/1.35	4.05	0.7	1.8	20	1.83	530
16	compacted	4.7	0.7	1.8	22	1.15	730
25	compacted	5.9	0.9	1.8	26	0.727	1,110
35	compacted	6.9	0.9	1.8	28	0.524	1,480





Addison Cables to IEC/TIS Standard

www.addison-tech.com

www.addison-cables.com

Nominal sectional area	No. of wire	Diameter of Conductor (approx.)	Thickness of insulation	Thickness of sheath	Overall diameter (approx.)	Maximum DC. resistance of Cdr. at 20°C	Cable weight (approx.)
mm ²		mm	mm	mm	mm	Ohm / km	kg / km
50	compacted	8.1	1.0	1.9	32	0.387	1,970
70	compacted	9.8	1.1	2.0	36	0.268	2,820
95	compacted	11.4	1.1	2.1	42	0.193	3,830
120	compacted	12.9	1.2	2.3	46	0.153	4,810
150	compacted	14.4	1.4	2.4	51	0.124	5,940
185	compacted	15.9	1.6	2.6	56	0.0991	7,430
240	compacted	18.3	1.7	2.8	63	0.0754	9,670
300	compacted	20.5	1.8	3.0	70	0.0601	12,040

Caledonian Cables Manufacture

CVV

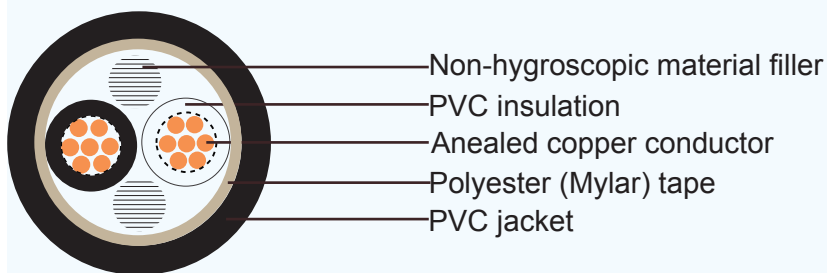
Application and Description:

For supervisory electrical equipment, station control circuits, outdoor, suitable installation in dry or wet cable trenches.

Reference Standard:

IEC 60502-1

Cable Construction:



Conductor: Stranded annealed copper wires, Sizes: 0.5 mm² up to 6 mm²

Insulation: Polyvinyl chloride (PVC)

Color : 2-4 cores-Black, White, Red and Green ,More than 4 cores: Black core with marking numbers

Filler: Non-hygroscopic material(optional)

Binding tape: Polyester (Mylar) tape (optional)

Sheath: Polyvinyl chloride (PVC), Black color (A special flame retardant sheath can be supplied)

Technical Characteristics:

Maximum conductor temperature 70°C

Circuit voltage not exceeding 600 volts

Test voltage 3500 volts






Cable Parameter:

No. of cores	Conductor			Thickness of insulation	Thickness of Sheath	Overall diameter	Maximum conductor resistance (at 20°C)	Minimum insulation resistance (at 70°C)	Cable weight
	Nominal cross-sectional area	No. & dia. of wires	Diameter						
	mm ²	mm	mm						
2	0.5	7/0.30	0.9	0.8	1.8	9.5	36	0.0162	100
	0.75	7/0.37	1.11	0.8	1.8	10	24.5	0.0142	110
	1	7/0.43	1.29	0.8	1.8	10.5	18.1	0.0128	120
	1.5	7/0.52	1.56	0.8	1.8	11	12.1	0.0112	140
	2.5	7/0.67	2.01	0.8	1.8	12	7.41	0.0093	180
	4	7/0.85	2.55	1	1.8	14	4.61	0.0092	250
	6	7/1.04	3.12	1	1.8	15.5	3.08	0.0078	310
3	0.5	7/0.30	0.9	0.8	1.8	10	36	0.0162	110
	0.75	7/0.37	1.11	0.8	1.8	10.5	24.5	0.0142	130
	1	7/0.43	1.29	0.8	1.8	11	18.1	0.0128	140
	1.5	7/0.52	1.56	0.8	1.8	12	12.1	0.0112	170
	2.5	7/0.67	2.01	0.8	1.8	13	7.41	0.0093	210
	4	7/0.85	2.55	1	1.8	15	4.61	0.0092	310
	6	7/1.04	3.12	1	1.8	16	3.08	0.0078	390
4	0.5	7/0.30	0.9	0.8	1.8	11	36	0.0162	130
	0.75	7/0.37	1.11	0.8	1.8	11.5	24.5	0.0142	150
	1	7/0.43	1.29	0.8	1.8	12	18.1	0.0128	170
	1.5	7/0.52	1.56	0.8	1.8	12.5	12.1	0.0112	200
	2.5	7/0.67	2.01	0.8	1.8	14	7.41	0.0093	260
	4	7/0.85	2.55	1	1.8	16	4.61	0.0092	380
	6	7/1.04	3.12	1	1.8	17.5	3.08	0.0078	490
5	0.5	7/0.30	0.9	0.8	1.8	12	36	0.0162	150
	0.75	7/0.37	1.11	0.8	1.8	12.5	24.5	0.0142	180
	1	7/0.43	1.29	0.8	1.8	13	18.1	0.0128	200
	1.5	7/0.52	1.56	0.8	1.8	13.5	12.1	0.0112	240
	2.5	7/0.67	2.01	0.8	1.8	15	7.41	0.0093	320
	4	7/0.85	2.55	1	1.8	17.5	4.61	0.0092	470
	6	7/1.04	3.12	1	1.8	19	3.08	0.0078	600

Caledonian Cables Manufacture

No. of cores	Conductor			Thickness of insulation	Thickness of Sheath	Overall diameter	Maximum conductor resistance (at 20°C)	Minimum insulation resistance (at 70°C)	Cable weight
	Nominal cross-sectional area	No. & dia. of wires	Diameter						
	mm ²	mm	mm						
6	0.5	7/0.30	0.9	0.8	1.8	12.5	36	0.0162	160
	0.75	7/0.37	1.11	0.8	1.8	13.5	24.5	0.0142	190
	1	7/0.43	1.29	0.8	1.8	14	18.1	0.0128	220
	1.5	7/0.52	1.56	0.8	1.8	14.5	12.1	0.0112	260
	2.5	7/0.67	2.01	0.8	1.8	16	7.41	0.0093	340
	4	7/0.85	2.55	1	1.8	19	4.61	0.0092	510
	6	7/1.04	3.12	1	1.8	20.5	3.08	0.0078	660
7	0.5	7/0.30	0.9	0.8	1.8	12.5	36	0.0162	170
	0.75	7/0.37	1.11	0.8	1.8	13.5	24.5	0.0142	200
	1	7/0.43	1.29	0.8	1.8	14	18.1	0.0128	230
	1.5	7/0.52	1.56	0.8	1.8	14.5	12.1	0.0112	270
	2.5	7/0.67	2.01	0.8	1.8	16	7.41	0.0093	370
	4	7/0.85	2.55	1	1.8	19	4.61	0.0092	540
	6	7/1.04	3.12	1	1.8	20.5	3.08	0.0078	720
8	0.5	7/0.30	0.9	0.8	1.8	13.5	36	0.0162	190
	0.75	7/0.37	1.11	0.8	1.8	14	24.5	0.0142	220
	1	7/0.43	1.29	0.8	1.8	15	18.1	0.0128	250
	1.5	7/0.52	1.56	0.8	1.8	15.5	12.1	0.0112	310
	2.5	7/0.67	2.01	0.8	1.8	17	7.41	0.0093	410
	4	7/0.85	2.55	1	1.8	20.5	4.61	0.0092	610
	6	7/1.04	3.12	1	1.8	22.5	3.08	0.0078	810
9	0.5	7/0.30	0.9	0.8	1.8	14.5	36	0.0162	210
	0.75	7/0.37	1.11	0.8	1.8	15	24.5	0.0142	250
	1	7/0.43	1.29	0.8	1.8	16	18.1	0.0128	280
	1.5	7/0.52	1.56	0.8	1.8	17	12.1	0.0112	340
	2.5	7/0.67	2.01	0.8	1.8	18.5	7.41	0.0093	460
	4	7/0.85	2.55	1	1.8	22	4.61	0.0092	690
	6	7/1.04	3.12	1	1.8	24	3.08	0.0078	920





Addison Cables to IEC/TIS Standard

www.addison-tech.com

www.addison-cables.com

No. of cores	Conductor			Thickness of insulation	Thickness of Sheath	Overall diameter	Maximum conductor resistance (at 20°C)	Minimum insulation resistance (at 70°C)	Cable weight
	Nominal cross-sectional area	No. & dia. of wires	Diameter						
	mm ²	mm	mm						
10	0.5	7/0.30	0.9	0.8	1.8	15.5	36	0.0162	230
	0.75	7/0.37	1.11	0.8	1.8	16	24.5	0.0142	270
	1	7/0.43	1.29	0.8	1.8	17	18.1	0.0128	310
	1.5	7/0.52	1.56	0.8	1.8	18	12.1	0.0112	370
	2.5	7/0.67	2.01	0.8	1.8	20	7.41	0.0093	510
	4	7/0.85	2.55	1	1.8	24	4.61	0.0092	760
	6	7/1.04	3.12	1	1.8	26	3.08	0.0078	1000
11	0.5	7/0.30	0.9	0.8	1.8	16	36	0.0162	250
	0.75	7/0.37	1.11	0.8	1.8	16.5	24.5	0.0142	290
	1	7/0.43	1.29	0.8	1.8	17.5	18.1	0.0128	340
	1.5	7/0.52	1.56	0.8	1.8	18.5	12.1	0.0112	410
	2.5	7/0.67	2.01	0.8	1.8	20.5	7.41	0.0093	560
	4	7/0.85	2.55	1	1.8	24.5	4.61	0.0092	840
	6	7/1.04	3.12	1	1.8	27	3.08	0.0078	1120
12	0.5	7/0.30	0.9	0.8	1.8	16	36	0.0162	250
	0.75	7/0.37	1.11	0.8	1.8	16.5	24.5	0.0142	300
	1	7/0.43	1.29	0.8	1.8	17.5	18.1	0.0128	350
	1.5	7/0.52	1.56	0.8	1.8	18.5	12.1	0.0112	430
	2.5	7/0.67	2.01	0.8	1.8	20.5	7.41	0.0093	580
	4	7/0.85	2.55	1	1.8	24.5	4.61	0.0092	880
	6	7/1.04	3.12	1	1.8	27	3.08	0.0078	1170
13	0.5	7/0.30	0.9	0.8	1.8	16.5	36	0.0162	280
	0.75	7/0.37	1.11	0.8	1.8	17.5	24.5	0.0142	330
	1	7/0.43	1.29	0.8	1.8	18.5	18.1	0.0128	380
	1.5	7/0.52	1.56	0.8	1.8	19.5	12.1	0.0112	470
	2.5	7/0.67	2.01	0.8	1.8	21.5	7.41	0.0093	640
	4	7/0.85	2.55	1	1.8	26	4.61	0.0092	970
	6	7/1.04	3.12	1	1.8	28.5	3.08	0.0078	1290

Caledonian Cables Manufacture

No. of cores	Conductor			Thickness of insulation	Thickness of Sheath	Overall diameter	Maximum conductor resistance (at 20°C)	Minimum insulation resistance (at 70°C)	Cable weight
	Nominal cross-sectional area	No. & dia. of wires	Diameter						
	mm ²	mm	mm						
14	0.5	7/0.30	0.9	0.8	1.8	16.5	36	0.0162	280
	0.75	7/0.37	1.11	0.8	1.8	17.5	24.5	0.0142	340
	1	7/0.43	1.29	0.8	1.8	18.5	18.1	0.0128	390
	1.5	7/0.52	1.56	0.8	1.8	19.5	12.1	0.0112	480
	2.5	7/0.67	2.01	0.8	1.8	21.5	7.41	0.0093	660
	4	7/0.85	2.55	1	1.8	26	4.61	0.0092	1000
	6	7/1.04	3.12	1	1.8	28.5	3.08	0.0078	1340
15	0.5	7/0.30	0.9	0.8	1.8	17.5	36	0.0162	310
	0.75	7/0.37	1.11	0.8	1.8	18.5	24.5	0.0142	370
	1	7/0.43	1.29	0.8	1.8	19	18.1	0.0128	430
	1.5	7/0.52	1.56	0.8	1.8	20.5	12.1	0.0112	530
	2.5	7/0.67	2.01	0.8	1.8	22.5	7.41	0.0093	730
	4	7/0.85	2.55	1	1.8	27	4.61	0.0092	1100
	6	7/1.04	3.12	1	1.8	30	3.08	0.0078	1480
16	0.5	7/0.30	0.9	0.8	1.8	17.5	36	0.0162	320
	0.75	7/0.37	1.11	0.8	1.8	18.5	24.5	0.0142	380
	1	7/0.43	1.29	0.8	1.8	19	18.1	0.0128	440
	1.5	7/0.52	1.56	0.8	1.8	20.5	12.1	0.0112	540
	2.5	7/0.67	2.01	0.8	1.8	22.5	7.41	0.0093	750
	4	7/0.85	2.55	1	1.8	27	4.61	0.0092	1140
	6	7/1.04	3.12	1	1.8	30	3.08	0.0078	1530
17	0.5	7/0.30	0.9	0.8	1.8	18	36	0.0162	340
	0.75	7/0.37	1.11	0.8	1.8	19	24.5	0.0142	410
	1	7/0.43	1.29	0.8	1.8	20	18.1	0.0128	480
	1.5	7/0.52	1.56	0.8	1.8	21.5	12.1	0.0112	590
	2.5	7/0.67	2.01	0.8	1.8	23.5	7.41	0.0093	820
	4	7/0.85	2.55	1	1.8	28.5	4.61	0.0092	1240
	6	7/1.04	3.12	1	1.9	31.5	3.08	0.0078	1660





Addison Cables to IEC/TIS Standard

www.addison-tech.com

www.addison-cables.com

No. of cores	Conductor			Thickness of insulation	Thickness of Sheath	Overall diameter	Maximum conductor resistance (at 20°C)	Minimum insulation resistance (at 70°C)	Cable weight
	Nominal cross-sectional area	No. & dia. of wires	Diameter						
	mm ²	mm	mm						
18	0.5	7/0.30	0.9	0.8	1.8	18	36	0.0162	350
	0.75	7/0.37	1.11	0.8	1.8	19	24.5	0.0142	420
	1	7/0.43	1.29	0.8	1.8	20	18.1	0.0128	490
	1.5	7/0.52	1.56	0.8	1.8	21.5	12.1	0.0112	610
	2.5	7/0.67	2.01	0.8	1.8	23.5	7.41	0.0093	840
	4	7/0.85	2.55	1	1.8	28.5	4.61	0.0092	1280
	6	7/1.04	3.12	1	1.8	31.5	3.08	0.0078	1720
19	0.5	7/0.30	0.9	0.8	1.8	18	36	0.0162	360
	0.75	7/0.37	1.11	0.8	1.8	19	24.5	0.0142	430
	1	7/0.43	1.29	0.8	1.8	20	18.1	0.0128	500
	1.5	7/0.52	1.56	0.8	1.8	21.5	12.1	0.0112	620
	2.5	7/0.67	2.01	0.8	1.8	23.5	7.41	0.0093	860
	4	7/0.85	2.55	1	1.8	28.5	4.61	0.0092	1310
	6	7/1.04	3.12	1	1.8	31.5	3.08	0.0078	1770
20	0.5	7/0.30	0.9	0.8	1.8	19	36	0.0162	380
	0.75	7/0.37	1.11	0.8	1.8	20	24.5	0.0142	460
	1	7/0.43	1.29	0.8	1.8	21	18.1	0.0128	540
	1.5	7/0.52	1.56	0.8	1.8	22.5	12.1	0.0112	670
	2.5	7/0.67	2.01	0.8	1.8	25	7.41	0.0093	930
	4	7/0.85	2.55	1	1.8	30	4.61	0.0092	1420
	6	7/1.04	3.12	1	1.9	33.5	3.08	0.0078	1920
21	0.5	7/0.30	0.9	0.8	1.8	19	36	0.0162	390
	0.75	7/0.37	1.11	0.8	1.8	20	24.5	0.0142	470
	1	7/0.43	1.29	0.8	1.8	21	18.1	0.0128	550
	1.5	7/0.52	1.56	0.8	1.8	22.5	12.1	0.0112	680
	2.5	7/0.67	2.01	0.8	1.8	25	7.41	0.0093	940
	4	7/0.85	2.55	1	1.8	30	4.61	0.0092	1440
	6	7/1.04	3.12	1	1.9	33.5	3.08	0.0078	1960

Caledonian Cables Manufacture

No. of cores	Conductor			Thickness of insulation	Thickness of Sheath	Overall diameter	Maximum conductor resistance (at 20°C)	Minimum insulation resistance (at 70°C)	Cable weight
	Nominal cross-sectional area	No. & dia. of wires	Diameter						
	mm ²	mm	mm						
22	0.5	7/0.30	0.9	0.8	1.8	20	36	0.0162	420
	0.75	7/0.37	1.11	0.8	1.8	21	24.5	0.0142	510
	1	7/0.43	1.29	0.8	1.8	22	18.1	0.0128	590
	1.5	7/0.52	1.56	0.8	1.8	23.5	12.1	0.0112	740
	2.5	7/0.67	2.01	0.8	1.8	26	7.41	0.0093	1030
	4	7/0.85	2.55	1	1.9	32	4.61	0.0092	1580
	6	7/1.04	3.12	1	2	35.5	3.08	0.0078	2140
23	0.5	7/0.30	0.9	0.8	1.8	20	36	0.0162	430
	0.75	7/0.37	1.11	0.8	1.8	21	24.5	0.0142	520
	1	7/0.43	1.29	0.8	1.8	22	18.1	0.0128	600
	1.5	7/0.52	1.56	0.8	1.8	23.5	12.1	0.0112	750
	2.5	7/0.67	2.01	0.8	1.8	26	7.41	0.0093	1050
	4	7/0.85	2.55	1	1.9	32	4.61	0.0092	1620
	6	7/1.04	3.12	1	2	35.5	3.08	0.0078	2190
24	0.5	7/0.30	0.9	0.8	1.8	21	36	0.0162	440
	0.75	7/0.37	1.11	0.8	1.8	22	24.5	0.0142	530
	1	7/0.43	1.29	0.8	1.8	23	18.1	0.0128	620
	1.5	7/0.52	1.56	0.8	1.8	25	12.1	0.0112	770
	2.5	7/0.67	2.01	0.8	1.8	27.5	7.41	0.0093	1070
	4	7/0.85	2.55	1	1.9	34	4.61	0.0092	1660
	6	7/1.04	3.12	1	2	37.5	3.08	0.0078	2250
25	0.5	7/0.30	0.9	0.8	1.8	21.5	36	0.0162	460
	0.75	7/0.37	1.11	0.8	1.8	22.5	24.5	0.0142	560
	1	7/0.43	1.29	0.8	1.8	23.5	18.1	0.0128	660
	1.5	7/0.52	1.56	0.8	1.8	25.5	12.1	0.0112	820
	2.5	7/0.67	2.01	0.8	1.8	28	7.41	0.0093	1140
	4	7/0.85	2.55	1	1.9	34.5	4.61	0.0092	1760
	6	7/1.04	3.12	1	2	38.5	3.08	0.0078	2390





Addison Cables to IEC/TIS Standard


www.addison-tech.com

www.addison-cables.com

No. of cores	Conductor			Thickness of insulation	Thickness of Sheath	Overall diameter	Maximum conductor resistance (at 20°C)	Minimum insulation resistance (at 70°C)	Cable weight
	Nominal cross-sectional area	No. & dia. of wires	Diameter						
	mm ²	mm	mm						
26	0.5	7/0.30	0.9	0.8	1.8	21.5	36	0.0162	470
	0.75	7/0.37	1.11	0.8	1.8	22.5	24.5	0.0142	570
	1	7/0.43	1.29	0.8	1.8	23.5	18.1	0.0128	670
	1.5	7/0.52	1.56	0.8	1.8	25.5	12.1	0.0112	830
	2.5	7/0.67	2.01	0.8	1.8	28	7.41	0.0093	1160
	4	7/0.85	2.55	1	1.9	34.5	4.61	0.0092	1800
	6	7/1.04	3.12	1	2	38.5	3.08	0.0078	2440
27	0.5	7/0.30	0.9	0.8	1.8	21.5	36	0.0162	480
	0.75	7/0.37	1.11	0.8	1.8	22.5	24.5	0.0142	580
	1	7/0.43	1.29	0.8	1.8	23.5	18.1	0.0128	680
	1.5	7/0.52	1.56	0.8	1.8	25.5	12.1	0.0112	840
	2.5	7/0.67	2.01	0.8	1.8	28	7.41	0.0093	1190
	4	7/0.85	2.55	1	1.9	34.5	4.61	0.0092	1830
	6	7/1.04	3.12	1	2	38.5	3.08	0.0078	2500
28	0.5	7/0.30	0.9	0.8	1.8	22	36	0.0162	500
	0.75	7/0.37	1.11	0.8	1.8	23.5	24.5	0.0142	610
	1	7/0.43	1.29	0.8	1.8	24.5	18.1	0.0128	720
	1.5	7/0.52	1.56	0.8	1.8	26.5	12.1	0.0112	900
	2.5	7/0.67	2.01	0.8	1.8	29	7.41	0.0093	1260
	4	7/0.85	2.55	1	2	36	4.61	0.0092	1960
	6	7/1.04	3.12	1	2.1	40	3.08	0.0078	2660
29	0.5	7/0.30	0.9	0.8	1.8	22	36	0.0162	510
	0.75	7/0.37	1.11	0.8	1.8	23.5	24.5	0.0142	620
	1	7/0.43	1.29	0.8	1.8	24.5	18.1	0.0128	730
	1.5	7/0.52	1.56	0.8	1.8	26.5	12.1	0.0112	910
	2.5	7/0.67	2.01	0.8	1.8	29	7.41	0.0093	1280
	4	7/0.85	2.55	1	2	36	4.61	0.0092	2000
	6	7/1.04	3.12	1	2.1	40	3.08	0.0078	2720

Caledonian Cables Manufacture

No. of cores	Conductor			Thickness of insulation	Thickness of Sheath	Overall diameter	Maximum conductor resistance (at 20°C)	Minimum insulation resistance (at 70°C)	Cable weight
	Nominal cross-sectional area	No. & dia. of wires	Diameter						
	mm ²	mm	mm						
30	0.5	7/0.30	0.9	0.8	1.8	22	36	0.0162	520
	0.75	7/0.37	1.11	0.8	1.8	23.5	24.5	0.0142	630
	1	7/0.43	1.29	0.8	1.8	24.5	18.1	0.0128	740
	1.5	7/0.52	1.56	0.8	1.8	26.5	12.1	0.0112	930
	2.5	7/0.67	2.01	0.8	1.8	29	7.41	0.0093	1300
	4	7/0.85	2.55	1	2	36	4.61	0.0092	2030
	6	7/1.04	3.12	1	2.1	40	3.08	0.0078	2770





CCV


Application and Description:

For supervisory electrical equipment, station control circuits, outdoor, suitable installation in dry or wet cable trenches.

Reference Standard:

IEC 60502-1

Cable Construction:



Conductor: Stranded annealed copper wires, Sizes: 1.5 mm² up to 10 mm²

Insulation: Cross-linked polyethylene(XLPE)

Color : 2-4 cores-Black, White, Red and Green ,More than 4 cores: Black core with marking numbers

Filler: Non-hygroscopic material(optional)

Binding tape: Polyester (Mylar) tape (optional)

Sheath: Polyvinyl chloride (PVC), Black color (A special flame retardant sheath can be supplied)

Technical Characteristics:

Maximum conductor temperature 90°C


Circuit voltage not exceeding 600 volts

Test voltage 3500 volts

Caledonian Cables Manufacture

Cable Parameter:

NO. of Cores	Conductor			Thickness of insulation	Thickness of Sheath	Overall diameter	Maximum conductor resistance (at 20°C)	Cable weight
	Nominal cross-sectional area	No. & dia. of wires	Diameter					
	mm ²	mm	mm					
2	1.5	7/0.53	1.59	0.7	1.8	10.5	12.1	130
	2.5	7/0.67	2.01	0.7	1.8	11.5	7.41	160
	4	7/0.85	2.55	0.7	1.8	12.5	4.61	200
	6	7/1.04	3.12	0.7	1.8	13.5	3.08	260
	10	7/1.35	4.05	0.7	1.8	15.5	1.83	350
3	1.5	7/0.53	1.59	0.7	1.8	11.0	12.1	160
	2.5	7/0.67	2.01	0.7	1.8	12.0	7.41	200
	4	7/0.85	2.55	0.7	1.8	13.0	4.61	260
	6	7/1.04	3.12	0.7	1.8	14.5	3.08	330
	10	7/1.35	4.05	0.7	1.8	16.5	1.83	470
4	1.5	7/0.53	1.59	0.7	1.8	12.0	12.1	190
	2.5	7/0.67	2.01	0.7	1.8	13.0	7.41	250
	4	7/0.85	2.55	0.7	1.8	14.5	4.61	320
	6	7/1.04	3.12	0.7	1.8	15.5	3.08	420
	10	7/1.35	4.05	0.7	1.8	18.0	1.83	600
5	1.5	7/0.53	1.59	0.7	1.8	13.0	12.1	230
	2.5	7/0.67	2.01	0.7	1.8	14.0	7.41	290
	4	7/0.85	2.55	0.7	1.8	15.5	4.61	380
	6	7/1.04	3.12	0.7	1.8	17.0	3.08	500
	10	7/1.35	4.05	0.7	1.8	19.5	1.83	730
6	1.5	7/0.53	1.59	0.7	1.8	13.5	12.1	260
	2.5	7/0.67	2.01	0.7	1.8	15.0	7.41	340
	4	7/0.85	2.55	0.7	1.8	16.5	4.61	450
	6	7/1.04	3.12	0.7	1.8	18.5	3.08	590
	10	7/1.35	4.05	0.7	1.8	21.0	1.83	850





Addison Cables to IEC/TIS Standard

www.addison-tech.com

www.addison-cables.com

NO. of Cores	Conductor			Thickness of insulation	Thickness of Sheath	Overall diameter	Maximum conductor resistance (at 20°C)	Cable weight
	Nominal cross-sectional area	No.& dia. of wires	Diameter					
	mm ²	mm	mm					
7	1.5	7/0.53	1.59	0.7	1.8	13.5	12.1	270
	2.5	7/0.67	2.01	0.7	1.8	15.0	7.41	360
	4	7/0.85	2.55	0.7	1.8	16.5	4.61	480
	6	7/1.04	3.12	0.7	1.8	18.5	3.08	640
	10	7/1.35	4.05	0.7	1.8	21.0	1.83	940
8	1.5	7/0.53	1.59	0.7	1.8	15.0	12.1	320
	2.5	7/0.67	2.01	0.7	1.8	16.5	7.41	410
	4	7/0.85	2.55	0.7	1.8	18.5	4.61	550
	6	7/1.04	3.12	0.7	1.8	20.5	3.08	740
	10	7/1.35	4.05	0.7	1.8	23.5	1.83	1,090
10	1.5	7/0.53	1.59	0.7	1.8	17.0	12.1	380
	2.5	7/0.67	2.01	0.7	1.8	18.5	7.41	500
	4	7/0.85	2.55	0.7	1.8	20.5	4.61	670
	6	7/1.04	3.12	0.7	1.8	23.0	3.08	900
	10	7/1.35	4.05	0.7	1.8	26.5	1.83	1,330
12	1.5	7/0.53	1.59	0.7	1.8	17.5	12.1	430
	2.5	7/0.67	2.01	0.7	1.8	19.0	7.41	570
	4	7/0.85	2.55	0.7	1.8	21.5	4.61	780
	6	7/1.04	3.12	0.7	1.8	23.5	3.08	1,050
	10	7/1.35	4.05	0.7	1.8	27.5	1.83	1,560
15	1.5	7/0.53	1.59	0.7	1.8	19.0	12.1	510
	2.5	7/0.67	2.01	0.7	1.8	21.0	7.41	690
	4	7/0.85	2.55	0.7	1.8	23.5	4.61	950
	6	7/1.04	3.12	0.7	1.8	26.0	3.08	1,280
20	1.5	7/0.53	1.59	0.7	1.8	21.0	12.1	650
	2.5	7/0.67	2.01	0.7	1.8	23.0	7.41	880
	4	7/0.85	2.55	0.7	1.8	26.0	4.61	1,220
	6	7/1.04	3.12	0.7	1.8	29.0	3.08	1,660
30	1.5	7/0.53	1.59	0.7	1.8	24.0	12.1	920
	2.5	7/0.67	2.01	0.7	1.8(1.9)	27.0	7.41	1,250
	4	7/0.85	2.55	0.7	1.8(1.9)	30.5	4.61	1,750

Caledonian Cables Manufacture

CCE

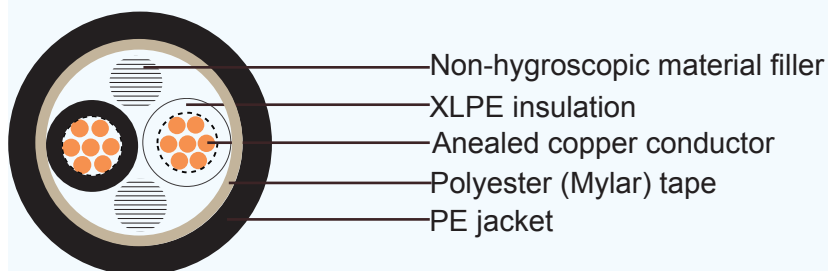
Application and Description:

For supervisory electrical equipment, station control circuits, outdoor, suitable installation in dry or wet cable trenches.

Reference Standard:

IEC 60502-1

Cable Construction:



Conductor: Stranded annealed copper wires, Sizes: 1.5 mm² up to 10 mm²

Insulation: Cross-linked polyethylene(XLPE)

Color : 2-4 cores-Black, White, Red and Green ,More than 4 cores: Black core with marking numbers

Filler: Non-hygroscopic material(optional)

Binding tape: Polyester (Mylar) tape (optional)

Sheath: Polyethylene(PE), Black color (A special flame retardant sheath can be supplied)

Technical Characteristics:

Maximum conductor temperature 90°C

Circuit voltage not exceeding 600 volts

Test voltage 3500 volts





Cable Parameter:

NO. of Cores	Conductor			Thickness of insulation	Thickness of Sheath	Overall diameter	Maximum conductor resistance (at 20°C)	Cable weight
	Nominal cross-sectional area	No. & dia. of wires	Diameter					
	mm ²	mm	mm					
2	1.5	7/0.53	1.59	0.7	1.8	10.5	12.1	110
	2.5	7/0.67	2.01	0.7	1.8	11.5	7.41	130
	4	7/0.85	2.55	0.7	1.8	12.5	4.61	170
	6	7/1.04	3.12	0.7	1.8	13.5	3.08	230
	10	7/1.35	4.05	0.7	1.8	15.5	1.83	320
3	1.5	7/0.53	1.59	0.7	1.8	11.0	12.1	130
	2.5	7/0.67	2.01	0.7	1.8	12.0	7.41	170
	4	7/0.85	2.55	0.7	1.8	13.0	4.61	230
	6	7/1.04	3.12	0.7	1.8	14.5	3.08	300
	10	7/1.35	4.05	0.7	1.8	16.5	1.83	440
4	1.5	7/0.53	1.59	0.7	1.8	12.0	12.1	160
	2.5	7/0.67	2.01	0.7	1.8	13.0	7.41	220
	4	7/0.85	2.55	0.7	1.8	14.5	4.61	290
	6	7/1.04	3.12	0.7	1.8	15.5	3.08	390
	10	7/1.35	4.05	0.7	1.8	18.0	1.83	570
5	1.5	7/0.53	1.59	0.7	1.8	13.0	12.1	200
	2.5	7/0.67	2.01	0.7	1.8	14.0	7.41	260
	4	7/0.85	2.55	0.7	1.8	15.5	4.61	350
	6	7/1.04	3.12	0.7	1.8	17.0	3.08	470
	10	7/1.35	4.05	0.7	1.8	19.5	1.83	700
6	1.5	7/0.53	1.59	0.7	1.8	13.5	12.1	230
	2.5	7/0.67	2.01	0.7	1.8	15.0	7.41	310
	4	7/0.85	2.55	0.7	1.8	16.5	4.61	420
	6	7/1.04	3.12	0.7	1.8	18.5	3.08	560
	10	7/1.35	4.05	0.7	1.8	21.0	1.83	820

Caledonian Cables Manufacture

NO. of Cores	Conductor			Thickness of insulation	Thickness of Sheath	Overall diameter	Maximum conductor resistance (at 20°C)	Cable weight
	Nominal cross-sectional area	No. & dia. of wires	Diameter					
	mm ²	mm	mm					
7	1.5	7/0.53	1.59	0.7	1.8	13.5	12.1	240
	2.5	7/0.67	2.01	0.7	1.8	15.0	7.41	330
	4	7/0.85	2.55	0.7	1.8	16.5	4.61	450
	6	7/1.04	3.12	0.7	1.8	18.5	3.08	610
	10	7/1.35	4.05	0.7	1.8	21.0	1.83	910
8	1.5	7/0.53	1.59	0.7	1.8	15.0	12.1	290
	2.5	7/0.67	2.01	0.7	1.8	16.5	7.41	380
	4	7/0.85	2.55	0.7	1.8	18.5	4.61	520
	6	7/1.04	3.12	0.7	1.8	20.5	3.08	710
	10	7/1.35	4.05	0.7	1.8	23.5	1.83	1060
10	1.5	7/0.53	1.59	0.7	1.8	17.0	12.1	350
	2.5	7/0.67	2.01	0.7	1.8	18.5	7.41	470
	4	7/0.85	2.55	0.7	1.8	20.5	4.61	640
	6	7/1.04	3.12	0.7	1.8	23.0	3.08	870
	10	7/1.35	4.05	0.7	1.8	26.5	1.83	1300
12	1.5	7/0.53	1.59	0.7	1.8	17.5	12.1	400
	2.5	7/0.67	2.01	0.7	1.8	19.0	7.41	540
	4	7/0.85	2.55	0.7	1.8	21.5	4.61	750
	6	7/1.04	3.12	0.7	1.8	23.5	3.08	1020
	10	7/1.35	4.05	0.7	1.8	27.5	1.83	1530
15	1.5	7/0.53	1.59	0.7	1.8	19.0	12.1	480
	2.5	7/0.67	2.01	0.7	1.8	21.0	7.41	660
	4	7/0.85	2.55	0.7	1.8	23.5	4.61	920
	6	7/1.04	3.12	0.7	1.8	26.0	3.08	1250
20	1.5	7/0.53	1.59	0.7	1.8	21.0	12.1	620
	2.5	7/0.67	2.01	0.7	1.8	23.0	7.41	850
	4	7/0.85	2.55	0.7	1.8	26.0	4.61	1190
	6	7/1.04	3.12	0.7	1.8	29.0	3.08	1630
30	1.5	7/0.53	1.59	0.7	1.8	24.0	12.1	890
	2.5	7/0.67	2.01	0.7	1.8(1.9)	27.0	7.41	1220
	4	7/0.85	2.55	0.7	1.8(1.9)	30.5	4.61	1720





CVVS

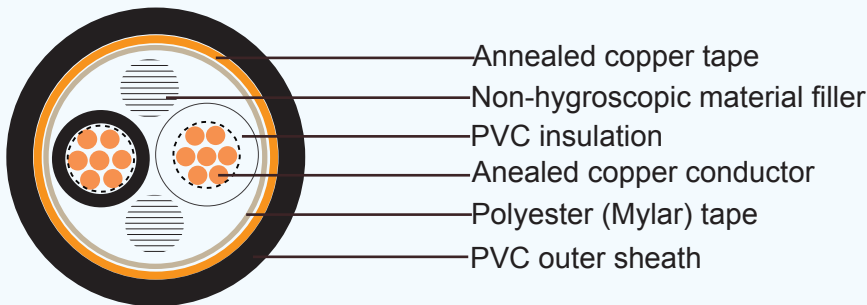
Application and Description:

For used in control circuits required electrostatic shielding in underground duct, conduit and open air.

Reference Standard:

IEC 60502-1

Cable Construction:



Conductor: Stranded annealed copper wires, Sizes: 1.5 mm² up to 10 mm²

Insulation: Polyvinyl chloride (PVC)

Color : 2-4 cores-Black, White, Red and Green ,More than 4 cores: Black core with marking numbers

Filler: Non-hygroscopic material(optional)

Binding tape: Polyester (Mylar) tape (optional)

Shield: Annealed copper tape, 0.1mm

Outer sheath: Polyvinyl chloride (PVC), Black color (A special flame retardant can be supplied)

Technical Characteristics:

Maximum conductor temperature 70°C

Circuit voltage not exceeding 600 volts

Test voltage 3500 volts

Caledonian Cables Manufacture

Cable Parameter:

NO. of Cores	Conductor			Thickness of insulation	Thickness of outer Sheath	Overall diameter	Maximum conductor resistance (at 20°C)	Cable weight
	Nominal cross-sectional area	No. & dia. of wires	Diameter					
	mm ²	mm	mm					
2	1.5	7 / 0.53	1.59	0.8	1.8	11.4	12.1	178
	2.5	7 / 0.67	2.01	0.8	1.8	12.3	7.41	213
	4	7 / 0.85	2.55	1.0	1.8	14.2	4.61	287
	6	7 / 1.04	3.12	1.0	1.8	15.4	3.08	350
	10	7 / 1.35	4.05	1.0	1.8	16.9	1.83	413
3	1.5	7 / 0.53	1.59	0.8	1.8	11.9	12.1	209
	2.5	7 / 0.67	2.01	0.8	1.8	12.9	7.41	254
	4	7 / 0.85	2.55	1.0	1.8	15.0	4.61	351
	6	7 / 1.04	3.12	1.0	1.8	16.2	3.08	435
	10	7 / 1.35	4.05	1.0	1.8	17.9	1.83	537
4	1.5	7 / 0.53	1.59	0.8	1.8	12.8	12.1	247
	2.5	7 / 0.67	2.01	0.8	1.8	13.9	7.41	305
	4	7 / 0.85	2.55	1.0	1.8	16.2	4.61	425
	6	7 / 1.04	3.12	1.0	1.8	17.6	3.08	533
	10	7 / 1.35	4.05	1.0	1.8	19.5	1.83	675
5	1.5	7 / 0.53	1.59	0.8	1.8	13.8	12.1	287
	2.5	7 / 0.67	2.01	0.8	1.8	15.0	7.41	357
	4	7 / 0.85	2.55	1.0	1.8	17.3	4.61	500
	6	7 / 1.04	3.12	1.0	1.8	19.2	3.08	636
	10	7 / 1.35	4.05	1.0	1.8	21.4	1.83	820
6	1.5	7 / 0.53	1.59	0.8	1.8	14.8	12.1	328
	2.5	7 / 0.67	2.01	0.8	1.8	16.1	7.41	412
	4	7 / 0.85	2.55	1.0	1.8	19.0	4.61	586
	6	7 / 1.04	3.12	1.0	1.8	20.8	3.08	744
	10	7 / 1.35	4.05	1.0	1.8	23.2	1.83	968





Addison Cables to IEC/TIS Standard

www.addison-tech.com

www.addison-cables.com

NO. of Cores	Conductor			Thickness of insulation	Thickness of outer Sheath	Overall diameter	Maximum conductor resistance (at 20°C)	Cable weight
	Nominal cross-sectional area	No. & dia. of wires	Diameter					
	mm ²	mm	mm					
7	1.5	7 / 0.53	1.59	0.8	1.8	14.8	12.1	349
	2.5	7 / 0.67	2.01	0.8	1.8	16.1	7.41	442
	4	7 / 0.85	2.55	1.0	1.8	19.0	4.61	633
	6	7 / 1.04	3.12	1.0	1.8	20.8	3.08	810
	10	7 / 1.35	4.05	1.0	1.8	23.2	1.83	1,072
8	1.5	7 / 0.53	1.59	0.8	1.8	15.8	12.1	392
	2.5	7 / 0.67	2.01	0.8	1.8	17.3	7.41	498
	4	7 / 0.85	2.55	1.0	1.8	20.5	4.61	718
	6	7 / 1.04	3.12	1.0	1.8	21.7	3.08	919
	10	7 / 1.35	4.05	1.0	1.8	24.5	1.83	1,224
10	1.5	7 / 0.53	1.59	0.8	1.8	18.2	12.1	488
	2.5	7 / 0.67	2.01	0.8	1.8	19.9	7.41	622
	4	7 / 0.85	2.55	1.0	1.8	23.8	4.61	902
	6	7 / 1.04	3.12	1.0	1.8	22.4	3.08	1,159
	10	7 / 1.35	4.05	1.0	1.8	29.6	1.83	1,552
12	1.5	7 / 0.53	1.59	0.8	1.8	18.7	12.1	542
	2.5	7 / 0.67	2.01	0.8	1.8	20.5	7.41	697
	4	7 / 0.85	2.55	1.0	1.8	24.6	4.61	1,018
	6	7 / 1.04	3.12	1.0	1.8	27.0	3.08	1,316
	10	7 / 1.35	4.05	1.0	1.8	30.5	1.83	1,789
15	1.5	7 / 0.53	1.59	0.8	1.8	20.0	12.1	637
	2.5	7 / 0.67	2.01	0.8	1.8	22.1	7.41	827
	4	7 / 0.85	2.55	1.0	1.8	26.4	4.61	1,216
	6	7 / 1.04	3.12	1.0	1.8	29.1	3.08	1,582
20	1.5	7 / 0.53	1.59	0.8	1.8	22.1	12.1	796
	2.5	7 / 0.67	2.01	0.8	1.8	24.5	7.41	1,041
	4	7 / 0.85	2.55	1.0	1.8	29.5	4.61	1,547
	6	7 / 1.04	3.12	1.0	1.8	32.5	3.08	2,026
30	1.5	7 / 0.53	1.59	0.8	1.8	26.3	12.1	1,122
	2.5	7 / 0.67	2.01	0.8	1.8	28.2	7.41	1,482
	4	7 / 0.85	2.55	1.0	1.9	35.6	4.61	2,244

Caledonian Cables Manufacture

CCVS


Application and Description:

For used in control circuits required electrostatic shielding in underground duct, conduit and open air.

Reference Standard:

IEC 60502-1

Cable Construction:



Conductor: Stranded annealed copper wires, Sizes: 1.5 mm² up to 10 mm²

Insulation: Cross-linked polyethylene(XLPE)

Color : 2-4 cores-Black, White, Red and Green ,More than 4 cores: Black core with marking numbers

Filler: Non-hygroscopic material(optional)

Binding tape: Polyester (Mylar) tape (optional)

Shield: Annealed copper tape, 0.1mm

Outer sheath: Polyvinyl chloride (PVC), Black color (A special flame retardant can be supplied)

Technical Characteristics:

Maximum conductor temperature 90°C

Circuit voltage not exceeding 600 volts

Test voltage 3500 volts





Cable Parameter:

NO. of Cores	Conductor			Thickness of insulation	Thickness of outer Sheath	Overall diameter	Maximum conductor resistance (at 20°C)	Cable weight
	Nominal cross-sectional area	No. & dia. of wires	Diameter					
	mm ²	mm	mm					
2	1.5	7 / 0.53	1.59	0.8	1.8	11.4	12.1	168
	2.5	7 / 0.67	2.01	0.8	1.8	12.3	7.41	193
	4	7 / 0.85	2.55	1.0	1.8	14.2	4.61	257
	6	7 / 1.04	3.12	1.0	1.8	15.4	3.08	310
	10	7 / 1.35	4.05	1.0	1.8	16.9	1.83	363
3	1.5	7 / 0.53	1.59	0.8	1.8	11.9	12.1	189
	2.5	7 / 0.67	2.01	0.8	1.8	12.9	7.41	234
	4	7 / 0.85	2.55	1.0	1.8	15.0	4.61	321
	6	7 / 1.04	3.12	1.0	1.8	16.2	3.08	395
	10	7 / 1.35	4.05	1.0	1.8	17.9	1.83	477
4	1.5	7 / 0.53	1.59	0.8	1.8	12.8	12.1	227
	2.5	7 / 0.67	2.01	0.8	1.8	13.9	7.41	275
	4	7 / 0.85	2.55	1.0	1.8	16.2	4.61	375
	6	7 / 1.04	3.12	1.0	1.8	17.6	3.08	463
	10	7 / 1.35	4.05	1.0	1.8	19.5	1.83	605
5	1.5	7 / 0.53	1.59	0.8	1.8	13.8	12.1	257
	2.5	7 / 0.67	2.01	0.8	1.8	15.0	7.41	317
	4	7 / 0.85	2.55	1.0	1.8	17.3	4.61	450
	6	7 / 1.04	3.12	1.0	1.8	19.2	3.08	566
	10	7 / 1.35	4.05	1.0	1.8	21.4	1.83	730
6	1.5	7 / 0.53	1.59	0.8	1.8	14.8	12.1	288
	2.5	7 / 0.67	2.01	0.8	1.8	16.1	7.41	362
	4	7 / 0.85	2.55	1.0	1.8	19.0	4.61	526
	6	7 / 1.04	3.12	1.0	1.8	20.8	3.08	654
	10	7 / 1.35	4.05	1.0	1.8	23.2	1.83	878

Caledonian Cables Manufacture

NO. of Cores	Conductor			Thickness of insulation	Thickness of outer Sheath	Overall diameter	Maximum conductor resistance (at 20°C)	Cable weight
	Nominal cross-sectional area	No. & dia. of wires	Diameter					
	mm ²	mm	mm					
7	1.5	7 / 0.53	1.59	0.8	1.8	14.8	12.1	319
	2.5	7 / 0.67	2.01	0.8	1.8	16.1	7.41	402
	4	7 / 0.85	2.55	1.0	1.8	19.0	4.61	583
	6	7 / 1.04	3.12	1.0	1.8	20.8	3.08	750
	10	7 / 1.35	4.05	1.0	1.8	23.2	1.83	1012
8	1.5	7 / 0.53	1.59	0.8	1.8	15.8	12.1	362
	2.5	7 / 0.67	2.01	0.8	1.8	17.3	7.41	458
	4	7 / 0.85	2.55	1.0	1.8	20.5	4.61	658
	6	7 / 1.04	3.12	1.0	1.8	21.7	3.08	839
	10	7 / 1.35	4.05	1.0	1.8	24.5	1.83	1124
10	1.5	7 / 0.53	1.59	0.8	1.8	18.2	12.1	458
	2.5	7 / 0.67	2.01	0.8	1.8	19.9	7.41	582
	4	7 / 0.85	2.55	1.0	1.8	23.8	4.61	842
	6	7 / 1.04	3.12	1.0	1.8	22.4	3.08	1069
	10	7 / 1.35	4.05	1.0	1.8	29.6	1.83	1442
12	1.5	7 / 0.53	1.59	0.8	1.8	18.7	12.1	512
	2.5	7 / 0.67	2.01	0.8	1.8	20.5	7.41	647
	4	7 / 0.85	2.55	1.0	1.8	24.6	4.61	958
	6	7 / 1.04	3.12	1.0	1.8	27.0	3.08	1236
	10	7 / 1.35	4.05	1.0	1.8	30.5	1.83	1689
15	1.5	7 / 0.53	1.59	0.8	1.8	20.0	12.1	597
	2.5	7 / 0.67	2.01	0.8	1.8	22.1	7.41	777
	4	7 / 0.85	2.55	1.0	1.8	26.4	4.61	1126
	6	7 / 1.04	3.12	1.0	1.8	29.1	3.08	1462
20	1.5	7 / 0.53	1.59	0.8	1.8	22.1	12.1	706
	2.5	7 / 0.67	2.01	0.8	1.8	24.5	7.41	931
	4	7 / 0.85	2.55	1.0	1.8	29.5	4.61	1427
	6	7 / 1.04	3.12	1.0	1.8	32.5	3.08	1886
30	1.5	7 / 0.53	1.59	0.8	1.8	26.3	12.1	1002
	2.5	7 / 0.67	2.01	0.8	1.8	28.2	7.41	1302
	4	7 / 0.85	2.55	1.0	1.9	35.6	4.61	2024





CCES

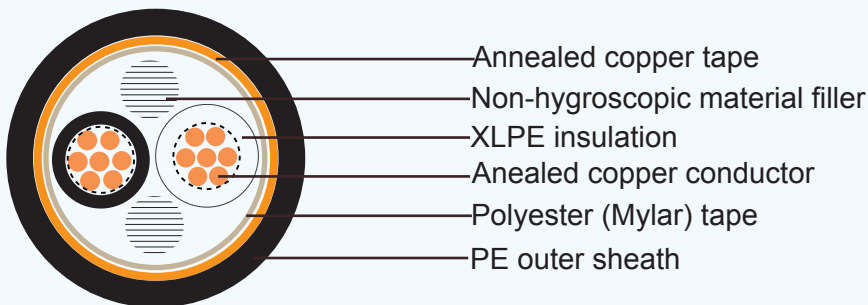
Application and Description:

For used in control circuits required electrostatic shielding in underground duct, conduit and open air.

Reference Standard:

IEC 60502-1

Cable Construction:



Conductor: Stranded annealed copper wires, Sizes: 1.5 mm² up to 10 mm²

Insulation: Cross-linked polyethylene(XLPE)

Color : 2-4 cores-Black, White, Red and Green ,More than 4 cores: Black core with marking numbers

Filler: Non-hygroscopic material(optional)

Binding tape: Polyester (Mylar) tape (optional)

Shield: Annealed copper tape, 0.1mm

Outer sheath: Polyethylene(PE), Black color (A special flame retardant can be supplied)

Technical Characteristics:

Maximum conductor temperature 90°C

Circuit voltage not exceeding 600 volts

Test voltage 3500 volts

Caledonian Cables Manufacture

Cable Parameter:

NO. of Cores	Conductor			Thickness of insulation	Thickness of outer Sheath	Overall diameter	Maximum conductor resistance (at 20°C)	Cable weight
	Nominal cross-sectional area	No. & dia. of wires	Diameter					
	mm ²	mm	mm					
2	1.5	7 / 0.53	1.59	0.8	1.8	11.4	12.1	148
	2.5	7 / 0.67	2.01	0.8	1.8	12.3	7.41	173
	4	7 / 0.85	2.55	1.0	1.8	14.2	4.61	237
	6	7 / 1.04	3.12	1.0	1.8	15.4	3.08	290
	10	7 / 1.35	4.05	1.0	1.8	16.9	1.83	343
3	1.5	7 / 0.53	1.59	0.8	1.8	11.9	12.1	169
	2.5	7 / 0.67	2.01	0.8	1.8	12.9	7.41	214
	4	7 / 0.85	2.55	1.0	1.8	15.0	4.61	301
	6	7 / 1.04	3.12	1.0	1.8	16.2	3.08	375
	10	7 / 1.35	4.05	1.0	1.8	17.9	1.83	457
4	1.5	7 / 0.53	1.59	0.8	1.8	12.8	12.1	197
	2.5	7 / 0.67	2.01	0.8	1.8	13.9	7.41	245
	4	7 / 0.85	2.55	1.0	1.8	16.2	4.61	345
	6	7 / 1.04	3.12	1.0	1.8	17.6	3.08	433
	10	7 / 1.35	4.05	1.0	1.8	19.5	1.83	575
5	1.5	7 / 0.53	1.59	0.8	1.8	13.8	12.1	227
	2.5	7 / 0.67	2.01	0.8	1.8	15.0	7.41	287
	4	7 / 0.85	2.55	1.0	1.8	17.3	4.61	410
	6	7 / 1.04	3.12	1.0	1.8	19.2	3.08	526
	10	7 / 1.35	4.05	1.0	1.8	21.4	1.83	690
6	1.5	7 / 0.53	1.59	0.8	1.8	14.8	12.1	248
	2.5	7 / 0.67	2.01	0.8	1.8	16.1	7.41	322
	4	7 / 0.85	2.55	1.0	1.8	19.0	4.61	486
	6	7 / 1.04	3.12	1.0	1.8	20.8	3.08	614
	10	7 / 1.35	4.05	1.0	1.8	23.2	1.83	838





Addison Cables to IEC/TIS Standard

www.addison-tech.com

www.addison-cables.com

NO. of Cores	Conductor			Thickness of insulation	Thickness of outer Sheath	Overall diameter	Maximum conductor resistance (at 20°C)	Cable weight
	Nominal cross-sectional area	No. & dia. of wires	Diameter					
	mm ²	mm	mm					
7	1.5	7 / 0.53	1.59	0.8	1.8	14.8	12.1	279
	2.5	7 / 0.67	2.01	0.8	1.8	16.1	7.41	362
	4	7 / 0.85	2.55	1.0	1.8	19.0	4.61	543
	6	7 / 1.04	3.12	1.0	1.8	20.8	3.08	710
	10	7 / 1.35	4.05	1.0	1.8	23.2	1.83	972
8	1.5	7 / 0.53	1.59	0.8	1.8	15.8	12.1	312
	2.5	7 / 0.67	2.01	0.8	1.8	17.3	7.41	408
	4	7 / 0.85	2.55	1.0	1.8	20.5	4.61	608
	6	7 / 1.04	3.12	1.0	1.8	21.7	3.08	789
	10	7 / 1.35	4.05	1.0	1.8	24.5	1.83	1074
10	1.5	7 / 0.53	1.59	0.8	1.8	18.2	12.1	408
	2.5	7 / 0.67	2.01	0.8	1.8	19.9	7.41	532
	4	7 / 0.85	2.55	1.0	1.8	23.8	4.61	792
	6	7 / 1.04	3.12	1.0	1.8	22.4	3.08	1019
	10	7 / 1.35	4.05	1.0	1.8	29.6	1.83	1392
12	1.5	7 / 0.53	1.59	0.8	1.8	18.7	12.1	462
	2.5	7 / 0.67	2.01	0.8	1.8	20.5	7.41	597
	4	7 / 0.85	2.55	1.0	1.8	24.6	4.61	898
	6	7 / 1.04	3.12	1.0	1.8	27.0	3.08	1176
	10	7 / 1.35	4.05	1.0	1.8	30.5	1.83	1629
15	1.5	7 / 0.53	1.59	0.8	1.8	20.0	12.1	537
	2.5	7 / 0.67	2.01	0.8	1.8	22.1	7.41	717
	4	7 / 0.85	2.55	1.0	1.8	26.4	4.61	1066
	6	7 / 1.04	3.12	1.0	1.8	29.1	3.08	1402
20	1.5	7 / 0.53	1.59	0.8	1.8	22.1	12.1	646
	2.5	7 / 0.67	2.01	0.8	1.8	24.5	7.41	871
	4	7 / 0.85	2.55	1.0	1.8	29.5	4.61	1367
	6	7 / 1.04	3.12	1.0	1.8	32.5	3.08	1826
30	1.5	7 / 0.53	1.59	0.8	1.8	26.3	12.1	942
	2.5	7 / 0.67	2.01	0.8	1.8	28.2	7.41	1242
	4	7 / 0.85	2.55	1.0	1.9	35.6	4.61	1964

Caledonian Cables Manufacture

CVV-SWA


Application and Description:

For use in duct, tray and for direct burying in ground. The cable is subject to immerse in water all the line.

Reference Standard:

IEC 60502-1

Cable Construction:



Conductor: Stranded annealed copper wires, Sizes: 0.5 mm² up to 6 mm²

Insulation: Polyvinyl chloride (PVC)

Color : 2-4 cores-Black, White, Red and Green ,More than 4 cores: Black core with marking numbers

Filler: Non-hygroscopic material(optional)

Binding tape: Polyester (Mylar) tape (optional)

Inner sheath: Polyvinyl chloride (PVC), Black color

Armour: Galvanized steel wire

Separator Tape : Polyester (Mylar) tape

Outer sheath: Polyvinyl chloride (PVC), Black color(A special flame retardant can be supplied)





Technical Characteristics:

Maximum conductor temperature 70°C

Circuit voltage not exceeding 600 volts

Test voltage 3500 volts

Cable Parameter:

No. of cores	Conductor			Thick-ness of insulation	Thick-ness of inner Sheath	Diameter of steel wire armour	Thick-ness of outer Sheath	Overall diameter	Maximum conductor resistance (at 20°C)	Minimum insulation resistance (at 70°C)	Cable weight
	Nominal cross-sectional area	No.& dia. of wires	Diameter								
	mm ²	mm	mm								
2	0.5	7/0.30	0.9	0.8	1	0.8	1.8	14.5	36	0.0162	300
	0.75	7/0.37	1.11	0.8	1	0.8	1.8	15	24.5	0.0142	320
	1	7/0.43	1.29	0.8	1	0.8	1.8	15.5	18.1	0.0128	340
	1.5	7/0.52	1.56	0.8	1	0.8	1.8	16	12.1	0.0112	370
	2.5	7/0.67	2.01	0.8	1	0.8	1.8	17	7.41	0.0093	430
	4	7/0.85	2.55	1	1	1.25	1.8	20	4.61	0.0092	670
	6	7/1.04	3.12	1	1	1.25	1.8	21	3.08	0.0078	760
3	0.5	7/0.30	0.9	0.8	1	0.8	1.8	15	36	0.0162	320
	0.75	7/0.37	1.11	0.8	1	0.8	1.8	15.5	24.5	0.0142	350
	1	7/0.43	1.29	0.8	1	0.8	1.8	16	18.1	0.0128	370
	1.5	7/0.52	1.56	0.8	1	0.8	1.8	16.5	12.1	0.0112	410
	2.5	7/0.67	2.01	0.8	1	0.8	1.8	17.5	7.41	0.0093	480
	4	7/0.85	2.55	1	1	1.25	1.8	20.5	4.61	0.0092	750
	6	7/1.04	3.12	1	1	1.25	1.8	22	3.08	0.0078	870
4	0.5	7/0.30	0.9	0.8	1	0.8	1.8	16	36	0.0162	360
	0.75	7/0.37	1.11	0.8	1	0.8	1.8	16.5	24.5	0.0142	390
	1	7/0.43	1.29	0.8	1	0.8	1.8	17	18.1	0.0128	420
	1.5	7/0.52	1.56	0.8	1	0.8	1.8	17.5	12.1	0.0112	460
	2.5	7/0.67	2.01	0.8	1	1.25	1.8	19.5	7.41	0.0093	660
	4	7/0.85	2.55	1	1	1.25	1.8	22	4.61	0.0092	860
	6	7/1.04	3.12	1	1	1.25	1.8	23.5	3.08	0.0078	1010

Caledonian Cables Manufacture

No. of cores	Conductor			Thick-ness of insulation	Thick-ness of inner Sheath	Diameter of steel wire armour	Thick-ness of outer Sheath	Overall diameter	Maximum conductor resistance (at 20°C)	Minimum insulation resistance (at 70°C)	Cable weight
	Nominal cross-sectional area	No.& dia. of wires	Diameter								
	mm ²	mm	mm								
5	0.5	7/0.30	0.9	0.8	1	0.8	1.8	16.5	36	0.0162	400
	0.75	7/0.37	1.11	0.8	1	0.8	1.8	17.5	24.5	0.0142	430
	1	7/0.43	1.29	0.8	1	0.8	1.8	18	18.1	0.0128	470
	1.5	7/0.52	1.56	0.8	1	1.25	1.8	19.5	12.1	0.0112	640
	2.5	7/0.67	2.01	0.8	1	1.25	1.8	20.5	7.41	0.0093	760
	4	7/0.85	2.55	1	1	1.25	1.8	23.5	4.61	0.0092	990
	6	7/1.04	3.12	1	1	1.25	1.8	25	3.08	0.0078	1170
6	0.5	7/0.30	0.9	0.8	1	0.8	1.8	17.5	36	0.0162	420
	0.75	7/0.37	1.11	0.8	1	0.8	1.8	18	24.5	0.0142	470
	1	7/0.43	1.29	0.8	1	1.25	1.8	19.5	18.1	0.0128	620
	1.5	7/0.52	1.56	0.8	1	1.25	1.8	20.5	12.1	0.0112	690
	2.5	7/0.67	2.01	0.8	1	1.25	1.8	22	7.41	0.0093	820
	4	7/0.85	2.55	1	1	1.25	1.8	25	4.61	0.0092	1070
	6	7/1.04	3.12	1	1	1.6	1.8	27	3.08	0.0078	1420
7	0.5	7/0.30	0.9	0.8	1	0.8	1.8	17.5	36	0.0162	430
	0.75	7/0.37	1.11	0.8	1	0.8	1.8	18	24.5	0.0142	480
	1	7/0.43	1.29	0.8	1	1.25	1.8	19.5	18.1	0.0128	630
	1.5	7/0.52	1.56	0.8	1	1.25	1.8	20.5	12.1	0.0112	700
	2.5	7/0.67	2.01	0.8	1	1.25	1.8	22	7.41	0.0093	840
	4	7/0.85	2.55	1	1	1.25	1.8	25	4.61	0.0092	1100
	6	7/1.04	3.12	1	1	1.6	1.8	27	3.08	0.0078	1470
8	0.5	7/0.30	0.9	0.8	1	1.25	1.8	19.5	36	0.0162	580
	0.75	7/0.37	1.11	0.8	1	1.25	1.8	20	24.5	0.0142	640
	1	7/0.43	1.29	0.8	1	1.25	1.8	20.5	18.1	0.0128	690
	1.5	7/0.52	1.56	0.8	1	1.25	1.8	21.5	12.1	0.0112	770
	2.5	7/0.67	2.01	0.8	1	1.25	1.8	23	7.41	0.0093	930
	4	7/0.85	2.55	1	1	1.6	1.8	27	4.61	0.0092	1370
	6	7/1.04	3.12	1	1	1.6	1.8	29	3.08	0.0078	1640





Addison Cables to IEC/TIS Standard

www.addison-tech.com

www.addison-cables.com

No. of cores	Conductor			Thick-ness of insulation	Thick-ness of inner Sheath	Diameter of steel wire armour	Thick-ness of outer Sheath	Overall diameter	Maximum conductor resistance (at 20°C)	Minimum insulation resistance (at 70°C)	Cable weight
	Nominal cross-sectional area	No.& dia. of wires	Diameter								
	mm ²	mm	mm								
9	0.5	7/0.30	0.9	0.8	1	1.25	1.8	20	36	0.0162	640
	0.75	7/0.37	1.11	0.8	1	1.25	1.8	21	24.5	0.0142	700
	1	7/0.43	1.29	0.8	1	1.25	1.8	21.5	18.1	0.0128	750
	1.5	7/0.52	1.56	0.8	1	1.25	1.8	22.5	12.1	0.0112	840
	2.5	7/0.67	2.01	0.8	1	1.25	1.8	24	7.41	0.0093	1010
	4	7/0.85	2.55	1	1	1.6	1.8	28.5	4.61	0.0092	1500
	6	7/1.04	3.12	1	1	1.6	1.8	30.5	3.08	0.0078	1800
10	0.5	7/0.30	0.9	0.8	1	1.25	1.8	21	36	0.0162	680
	0.75	7/0.37	1.11	0.8	1	1.25	1.8	22	24.5	0.0142	740
	1	7/0.43	1.29	0.8	1	1.25	1.8	23	18.1	0.0128	810
	1.5	7/0.52	1.56	0.8	1	1.25	1.8	24	12.1	0.0112	910
	2.5	7/0.67	2.01	0.8	1	1.6	1.8	26.5	7.41	0.0093	1240
	4	7/0.85	2.55	1	1	1.6	1.8	30.5	4.61	0.0092	1620
	6	7/1.04	3.12	1	1	1.6	1.9	33	3.08	0.0078	1980
11	0.5	7/0.30	0.9	0.8	1	1.25	1.8	21.5	36	0.0162	710
	0.75	7/0.37	1.11	0.8	1	1.25	1.8	22.5	24.5	0.0142	790
	1	7/0.43	1.29	0.8	1	1.25	1.8	23.5	18.1	0.0128	850
	1.5	7/0.52	1.56	0.8	1	1.25	1.8	24.5	12.1	0.0112	960
	2.5	7/0.67	2.01	0.8	1	1.6	1.8	27	7.41	0.0093	1310
	4	7/0.85	2.55	1	1	1.6	1.8	31	4.61	0.0092	1750
	6	7/1.04	3.12	1	1	1.6	1.9	33.5	3.08	0.0078	2130
12	0.5	7/0.30	0.9	0.8	1	1.25	1.8	21.5	36	0.0162	720
	0.75	7/0.37	1.11	0.8	1	1.25	1.8	22.5	24.5	0.0142	800
	1	7/0.43	1.29	0.8	1	1.25	1.8	23.5	18.1	0.0128	860
	1.5	7/0.52	1.56	0.8	1	1.25	1.8	24.5	12.1	0.0112	980
	2.5	7/0.67	2.01	0.8	1	1.6	1.8	27	7.41	0.0093	1330
	4	7/0.85	2.55	1	1	1.6	1.8	31	4.61	0.0092	1780
	6	7/1.04	3.12	1	1	1.6	1.9	33.5	3.08	0.0078	2190

Caledonian Cables Manufacture

No. of cores	Conductor			Thick-ness of insulation	Thick-ness of inner Sheath	Diameter of steel wire armour	Thick-ness of outer Sheath	Overall diameter	Maximum conductor resistance (at 20°C)	Minimum insulation resistance (at 70°C)	Cable weight
	Nominal cross-sectional area	No.& dia. of wires	Diameter								
	mm ²	mm	mm								
13	0.5	7/0.30	0.9	0.8	1	1.25	1.8	22.5	36	0.0162	760
	0.75	7/0.37	1.11	0.8	1	1.25	1.8	23.5	24.5	0.0142	840
	1	7/0.43	1.29	0.8	1	1.25	1.8	24	18.1	0.0128	920
	1.5	7/0.52	1.56	0.8	1	1.6	1.8	26	12.1	0.0112	1190
	2.5	7/0.67	2.01	0.8	1	1.6	1.8	28	7.41	0.0093	1430
	4	7/0.85	2.55	1	1	1.6	1.8	32.5	4.61	0.0092	1910
	6	7/1.04	3.12	1	1	1.6	1.9	35	3.08	0.0078	2350
14	0.5	7/0.30	0.9	0.8	1	1.25	1.8	22.5	36	0.0162	770
	0.75	7/0.37	1.11	0.8	1	1.25	1.8	23.5	24.5	0.0142	850
	1	7/0.43	1.29	0.8	1	1.25	1.8	24	18.1	0.0128	930
	1.5	7/0.52	1.56	0.8	1	1.6	1.8	26	12.1	0.0112	1200
	2.5	7/0.67	2.01	0.8	1	1.6	1.8	28	7.41	0.0093	1450
	4	7/0.85	2.55	1	1	1.6	1.8	32.5	4.61	0.0092	1950
	6	7/1.04	3.12	1	1	1.6	1.9	35	3.08	0.0078	2400
15	0.5	7/0.30	0.9	0.8	1	1.25	1.8	23	36	0.0162	820
	0.75	7/0.37	1.11	0.8	1	1.25	1.8	24	24.5	0.0142	920
	1	7/0.43	1.29	0.8	1	1.25	1.8	25	18.1	0.0128	1000
	1.5	7/0.52	1.56	0.8	1	1.6	1.8	27	12.1	0.0112	1280
	2.5	7/0.67	2.01	0.8	1	1.6	1.8	29	7.41	0.0093	1560
	4	7/0.85	2.55	1	1	1.6	1.9	34	4.61	0.0092	2120
	6	7/1.04	3.12	1	1	1.6	2	37	3.08	0.0078	2600
16	0.5	7/0.30	0.9	0.8	1	1.25	1.8	23	36	0.0162	830
	0.75	7/0.37	1.11	0.8	1	1.25	1.8	24	24.5	0.0142	930
	1	7/0.43	1.29	0.8	1	1.25	1.8	25	18.1	0.0128	1010
	1.5	7/0.52	1.56	0.8	1	1.6	1.8	27	12.1	0.0112	1300
	2.5	7/0.67	2.01	0.8	1	1.6	1.8	29	7.41	0.0093	1580
	4	7/0.85	2.55	1	1	1.6	1.9	34	4.61	0.0092	2160
	6	7/1.04	3.12	1	1	1.6	2	37	3.08	0.0078	2660





Addison Cables to IEC/TIS Standard

www.addison-tech.com

www.addison-cables.com

No. of cores	Conductor			Thick-ness of insulation	Thick-ness of inner Sheath	Diameter of steel wire armour	Thick-ness of outer Sheath	Overall diameter	Maximum conductor resistance (at 20°C)	Minimum insulation resistance (at 70°C)	Cable weight
	Nominal cross-sectional area	No.& dia. of wires	Diameter								
	mm ²	mm	mm								
17	0.5	7/0.30	0.9	0.8	1	1.25	1.8	24	36	0.0162	880
	0.75	7/0.37	1.11	0.8	1	1.25	1.8	25	24.5	0.0142	980
	1	7/0.43	1.29	0.8	1	1.6	1.8	26.5	18.1	0.0128	1220
	1.5	7/0.52	1.56	0.8	1	1.6	1.8	28	12.1	0.0112	1390
	2.5	7/0.67	2.01	0.8	1	1.6	1.8	30	7.41	0.0093	1690
	4	7/0.85	2.55	1	1	1.6	1.9	35.5	4.61	0.0092	2320
	6	7/1.04	3.12	1	1	2	2	39.5	3.08	0.0078	3120
18	0.5	7/0.30	0.9	0.8	1	1.25	1.8	24	36	0.0162	890
	0.75	7/0.37	1.11	0.8	1	1.25	1.8	25	24.5	0.0142	990
	1	7/0.43	1.29	0.8	1	1.6	1.8	26.5	18.1	0.0128	1230
	1.5	7/0.52	1.56	0.8	1	1.6	1.8	28	12.1	0.0112	1400
	2.5	7/0.67	2.01	0.8	1	1.6	1.8	30	7.41	0.0093	1700
	4	7/0.85	2.55	1	1	1.6	1.9	35.5	4.61	0.0092	2350
	6	7/1.04	3.12	1	1	2	2	39.5	3.08	0.0078	3170
19	0.5	7/0.30	0.9	0.8	1	1.25	1.8	24	36	0.0162	900
	0.75	7/0.37	1.11	0.8	1	1.25	1.8	25	24.5	0.0142	1000
	1	7/0.43	1.29	0.8	1	1.6	1.8	26.5	18.1	0.0128	1240
	1.5	7/0.52	1.56	0.8	1	1.6	1.8	28	12.1	0.0112	1410
	2.5	7/0.67	2.01	0.8	1	1.6	1.8	30	7.41	0.0093	1730
	4	7/0.85	2.55	1	1	1.6	1.9	35.5	4.61	0.0092	2390
	6	7/1.04	3.12	1	1	2	2	39.5	3.08	0.0078	3220
20	0.5	7/0.30	0.9	0.8	1	1.25	1.8	25	36	0.0162	940
	0.75	7/0.37	1.11	0.8	1	1.6	1.8	26.5	24.5	0.0142	1200
	1	7/0.43	1.29	0.8	1	1.6	1.8	27.5	18.1	0.0128	1310
	1.5	7/0.52	1.56	0.8	1	1.6	1.8	29	12.1	0.0112	1500
	2.5	7/0.67	2.01	0.8	1	1.6	1.8	31.5	7.41	0.0093	1860
	4	7/0.85	2.55	1	1	1.6	2	37	4.61	0.0092	2570
	6	7/1.04	3.12	1	1.2	2	2.1	41.5	3.08	0.0078	3500

Caledonian Cables Manufacture

No. of cores	Conductor			Thick-ness of insulation	Thick-ness of inner Sheath	Diameter of steel wire armour	Thick-ness of outer Sheath	Overall diameter	Maximum conductor resistance (at 20°C)	Minimum insulation resistance (at 70°C)	Cable weight
	Nominal cross-sectional area	No.& dia. of wires	Diameter								
	mm ²	mm	mm								
21	0.5	7/0.30	0.9	0.8	1	1.25	1.8	25	36	0.0162	950
	0.75	7/0.37	1.11	0.8	1	1.6	1.8	26.5	24.5	0.0142	1210
	1	7/0.43	1.29	0.8	1	1.6	1.8	27.5	18.1	0.0128	1320
	1.5	7/0.52	1.56	0.8	1	1.6	1.8	29	12.1	0.0112	1510
	2.5	7/0.67	2.01	0.8	1	1.6	1.8	31.5	7.41	0.0093	1870
	4	7/0.85	2.55	1	1	1.6	2	37	4.61	0.0092	2590
	6	7/1.04	3.12	1	1.2	2	2.1	41.5	3.08	0.0078	3540
22	0.5	7/0.30	0.9	0.8	1	1.6	1.8	26.5	36	0.0162	1150
	0.75	7/0.37	1.11	0.8	1	1.6	1.8	27.5	24.5	0.0142	1280
	1	7/0.43	1.29	0.8	1	1.6	1.8	28.5	18.1	0.0128	1400
	1.5	7/0.52	1.56	0.8	1	1.6	1.8	30	12.1	0.0112	1600
	2.5	7/0.67	2.01	0.8	1	1.6	1.9	33	7.41	0.0093	2000
	4	7/0.85	2.55	1	1	2	2.1	39.5	4.61	0.0092	3040
	6	7/1.04	3.12	1	1.2	2	2.2	43.5	3.08	0.0078	3810
23	0.5	7/0.30	0.9	0.8	1	1.6	1.8	26.5	36	0.0162	1160
	0.75	7/0.37	1.11	0.8	1	1.6	1.8	27.5	24.5	0.0142	1290
	1	7/0.43	1.29	0.8	1	1.6	1.8	28.5	18.1	0.0128	1420
	1.5	7/0.52	1.56	0.8	1	1.6	1.8	30	12.1	0.0112	1620
	2.5	7/0.67	2.01	0.8	1	1.6	1.9	33	7.41	0.0093	2030
	4	7/0.85	2.55	1	1	2	2.1	39.5	4.61	0.0092	3080
	6	7/1.04	3.12	1	1.2	2	2.2	43.5	3.08	0.0078	3870
24	0.5	7/0.30	0.9	0.8	1	1.6	1.8	27.5	36	0.0162	1210
	0.75	7/0.37	1.11	0.8	1	1.6	1.8	28.5	24.5	0.0142	1340
	1	7/0.43	1.29	0.8	1	1.6	1.8	29.5	18.1	0.0128	1470
	1.5	7/0.52	1.56	0.8	1	1.6	1.8	31.5	12.1	0.0112	1680
	2.5	7/0.67	2.01	0.8	1	1.6	1.9	34.5	7.41	0.0093	2110
	4	7/0.85	2.55	1	1.2	2	2.1	42	4.61	0.0092	3260
	6	7/1.04	3.12	1	1.2	2	2.2	45.5	3.08	0.0078	4010





Addison Cables to IEC/TIS Standard

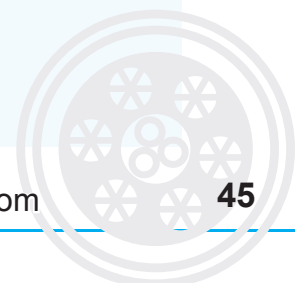
www.addison-tech.com

www.addison-cables.com

No. of cores	Conductor			Thick-ness of insulation	Thick-ness of inner Sheath	Diameter of steel wire armour	Thick-ness of outer Sheath	Overall diameter	Maximum conductor resistance (at 20°C)	Minimum insulation resistance (at 70°C)	Cable weight
	Nominal cross-sectional area	No.& dia. of wires	Diameter								
	mm ²	mm	mm								
25	0.5	7/0.30	0.9	0.8	1	1.6	1.8	28	36	0.0162	1250
	0.75	7/0.37	1.11	0.8	1	1.6	1.8	29	24.5	0.0142	1390
	1	7/0.43	1.29	0.8	1	1.6	1.8	30	18.1	0.0128	1530
	1.5	7/0.52	1.56	0.8	1	1.6	1.8	32	12.1	0.0112	1760
	2.5	7/0.67	2.01	0.8	1	1.6	1.9	35	7.41	0.0093	2200
	4	7/0.85	2.55	1	1.2	2	2.1	43	4.61	0.0092	3400
	6	7/1.04	3.12	1	1.2	2	2.2	46.5	3.08	0.0078	4220
26	0.5	7/0.30	0.9	0.8	1	1.6	1.8	28	36	0.0162	1260
	0.75	7/0.37	1.11	0.8	1	1.6	1.8	29	24.5	0.0142	1400
	1	7/0.43	1.29	0.8	1	1.6	1.8	30	18.1	0.0128	1540
	1.5	7/0.52	1.56	0.8	1	1.6	1.8	32	12.1	0.0112	1780
	2.5	7/0.67	2.01	0.8	1	1.6	1.9	35	7.41	0.0093	2220
	4	7/0.85	2.55	1	1.2	2	2.1	43	4.61	0.0092	3440
	6	7/1.04	3.12	1	1.2	2	2.2	46.5	3.08	0.0078	4270
27	0.5	7/0.30	0.9	0.8	1	1.6	1.8	28	36	0.0162	1270
	0.75	7/0.37	1.11	0.8	1	1.6	1.8	29	24.5	0.0142	1410
	1	7/0.43	1.29	0.8	1	1.6	1.8	30	18.1	0.0128	1550
	1.5	7/0.52	1.56	0.8	1	1.6	1.8	32	12.1	0.0112	1790
	2.5	7/0.67	2.01	0.8	1	1.6	1.9	35	7.41	0.0093	2240
	4	7/0.85	2.55	1	1.2	2	2.1	43	4.61	0.0092	3470
	6	7/1.04	3.12	1	1.2	2	2.2	46.5	3.08	0.0078	4320
28	0.5	7/0.30	0.9	0.8	1	1.6	1.8	28.5	36	0.0162	1310
	0.75	7/0.37	1.11	0.8	1	1.6	1.8	30	24.5	0.0142	1480
	1	7/0.43	1.29	0.8	1	1.6	1.8	31	18.1	0.0128	1630
	1.5	7/0.52	1.56	0.8	1	1.6	1.8	33	12.1	0.0112	1880
	2.5	7/0.67	2.01	0.8	1	1.6	1.9	36	7.41	0.0093	2350
	4	7/0.85	2.55	1	1.2	2	2.2	44.5	4.61	0.0092	3670
	6	7/1.04	3.12	1	1.2	2	2.3	48	3.08	0.0078	4550

Caledonian Cables Manufacture

No. of cores	Conductor			Thick-ness of insulation	Thick-ness of inner Sheath	Diameter of steel wire armour	Thick-ness of outer Sheath	Overall diameter	Maximum conductor resistance (at 20°C)	Minimum insulation resistance (at 70°C)	Cable weight
	Nominal cross-sectional area	No.& dia. of wires	Diameter								
	mm ²	mm	mm								
29	0.5	7/0.30	0.9	0.8	1	1.6	1.8	28.5	36	0.0162	1320
	0.75	7/0.37	1.11	0.8	1	1.6	1.8	30	24.5	0.0142	1490
	1	7/0.43	1.29	0.8	1	1.6	1.8	31	18.1	0.0128	1640
	1.5	7/0.52	1.56	0.8	1	1.6	1.9	33	12.1	0.0112	1900
	2.5	7/0.67	2.01	0.8	1	1.6	1.9	36	7.41	0.0093	2370
	4	7/0.85	2.55	1	1.2	2	2.2	44.5	4.61	0.0092	3700
	6	7/1.04	3.12	1	1.2	2	2.3	48	3.08	0.0078	4600
30	0.5	7/0.30	0.9	0.8	1	1.6	1.8	28.5	36	0.0162	1330
	0.75	7/0.37	1.11	0.8	1	1.6	1.8	30	24.5	0.0142	1500
	1	7/0.43	1.29	0.8	1	1.6	1.8	31	18.1	0.0128	1650
	1.5	7/0.52	1.56	0.8	1	1.6	1.9	33	12.1	0.0112	1910
	2.5	7/0.67	2.01	0.8	1	1.6	1.9	36	7.41	0.0093	2400
	4	7/0.85	2.55	1	1.2	2	2.2	44.5	4.61	0.0092	3740
	6	7/1.04	3.12	1	1.2	2	2.3	48	3.08	0.0078	4660





CVVSB

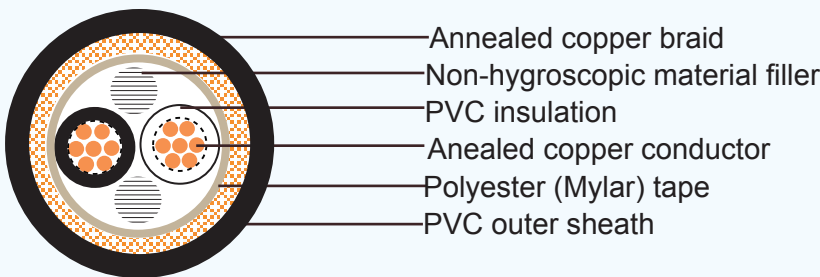
Application and Description:

For used in control circuits required electrostatic shielding in underground duct, conduit and open air.

Reference Standard:

IEC 60502-1

Cable Construction:



Conductor: Stranded annealed copper wires, Sizes: 1.5 mm² up to 10 mm²

Insulation: Polyvinyl chloride (PVC)

Color : 2-4 cores-Black, White, Red and Green ,More than 4 cores: Black core with marking numbers

Filler: Non-hygroscopic material(optional)

Binding tape: Polyester (Mylar) tape (optional)

Shield: Copper wire braid

Outer sheath: Polyvinyl chloride (PVC), Black color (A special flame retardant can be supplied)

Technical Characteristics:

Maximum conductor temperature 90°C

Circuit voltage not exceeding 600 volts

Test voltage 3500 volts

Caledonian Cables Manufacture

Cable Parameter:

NO. of Cores	Conductor			Thickness of insulation	Thickness of outer Sheath	Overall diameter	Maximum conductor resistance (at 20°C)	Cable weight
	Nominal cross-sectional area	No. & dia. of wires	Diameter					
	mm ²	mm	mm					
2	1.5	7 / 0.53	1.59	0.8	1.8	11.4	12.1	176
	2.5	7 / 0.67	2.01	0.8	1.8	12.3	7.41	211
	4	7 / 0.85	2.55	1.0	1.8	14.2	4.61	285
	6	7 / 1.04	3.12	1.0	1.8	15.4	3.08	348
	10	7 / 1.35	4.05	1.0	1.8	16.9	1.83	411
3	1.5	7 / 0.53	1.59	0.8	1.8	11.9	12.1	207
	2.5	7 / 0.67	2.01	0.8	1.8	12.9	7.41	252
	4	7 / 0.85	2.55	1.0	1.8	15.0	4.61	349
	6	7 / 1.04	3.12	1.0	1.8	16.2	3.08	433
	10	7 / 1.35	4.05	1.0	1.8	17.9	1.83	535
4	1.5	7 / 0.53	1.59	0.8	1.8	12.8	12.1	245
	2.5	7 / 0.67	2.01	0.8	1.8	13.9	7.41	303
	4	7 / 0.85	2.55	1.0	1.8	16.2	4.61	423
	6	7 / 1.04	3.12	1.0	1.8	17.6	3.08	531
	10	7 / 1.35	4.05	1.0	1.8	19.5	1.83	673
5	1.5	7 / 0.53	1.59	0.8	1.8	13.8	12.1	285
	2.5	7 / 0.67	2.01	0.8	1.8	15.0	7.41	355
	4	7 / 0.85	2.55	1.0	1.8	17.3	4.61	498
	6	7 / 1.04	3.12	1.0	1.8	19.2	3.08	634
	10	7 / 1.35	4.05	1.0	1.8	21.4	1.83	818
6	1.5	7 / 0.53	1.59	0.8	1.8	14.8	12.1	326
	2.5	7 / 0.67	2.01	0.8	1.8	16.1	7.41	410
	4	7 / 0.85	2.55	1.0	1.8	19.0	4.61	584
	6	7 / 1.04	3.12	1.0	1.8	20.8	3.08	742
	10	7 / 1.35	4.05	1.0	1.8	23.2	1.83	966





Addison Cables to IEC/TIS Standard

www.addison-tech.com

www.addison-cables.com

NO. of Cores	Conductor			Thickness of insulation	Thickness of outer Sheath	Overall diameter	Maximum conductor resistance (at 20°C)	Cable weight
	Nominal cross-sectional area	No. & dia. of wires	Diameter					
	mm ²	mm	mm					
7	1.5	7 / 0.53	1.59	0.8	1.8	14.8	12.1	347
	2.5	7 / 0.67	2.01	0.8	1.8	16.1	7.41	440
	4	7 / 0.85	2.55	1.0	1.8	19.0	4.61	631
	6	7 / 1.04	3.12	1.0	1.8	20.8	3.08	808
	10	7 / 1.35	4.05	1.0	1.8	23.2	1.83	1070
8	1.5	7 / 0.53	1.59	0.8	1.8	15.8	12.1	390
	2.5	7 / 0.67	2.01	0.8	1.8	17.3	7.41	496
	4	7 / 0.85	2.55	1.0	1.8	20.5	4.61	716
	6	7 / 1.04	3.12	1.0	1.8	21.7	3.08	917
	10	7 / 1.35	4.05	1.0	1.8	24.5	1.83	1222
10	1.5	7 / 0.53	1.59	0.8	1.8	18.2	12.1	486
	2.5	7 / 0.67	2.01	0.8	1.8	19.9	7.41	620
	4	7 / 0.85	2.55	1.0	1.8	23.8	4.61	900
	6	7 / 1.04	3.12	1.0	1.8	22.4	3.08	1157
	10	7 / 1.35	4.05	1.0	1.8	29.6	1.83	1550
12	1.5	7 / 0.53	1.59	0.8	1.8	18.7	12.1	540
	2.5	7 / 0.67	2.01	0.8	1.8	20.5	7.41	695
	4	7 / 0.85	2.55	1.0	1.8	24.6	4.61	1016
	6	7 / 1.04	3.12	1.0	1.8	27.0	3.08	1314
	10	7 / 1.35	4.05	1.0	1.8	30.5	1.83	1787
15	1.5	7 / 0.53	1.59	0.8	1.8	20.0	12.1	635
	2.5	7 / 0.67	2.01	0.8	1.8	22.1	7.41	825
	4	7 / 0.85	2.55	1.0	1.8	26.4	4.61	1214
	6	7 / 1.04	3.12	1.0	1.8	29.1	3.08	1580
20	1.5	7 / 0.53	1.59	0.8	1.8	22.1	12.1	794
	2.5	7 / 0.67	2.01	0.8	1.8	24.5	7.41	1039
	4	7 / 0.85	2.55	1.0	1.8	29.5	4.61	1545
	6	7 / 1.04	3.12	1.0	1.8	32.5	3.08	2024
30	1.5	7 / 0.53	1.59	0.8	1.8	26.3	12.1	1120
	2.5	7 / 0.67	2.01	0.8	1.8	28.2	7.41	1480
	4	7 / 0.85	2.55	1.0	1.9	35.6	4.61	2242

Caledonian Cables Manufacture

CVVAMS


Application and Description:

Used for electric signal transmission of control or monitoring circuits for 0.6/1kV

Reference Standard:

IEC 60502-1

Cable Construction:



Conductor: Stranded annealed copper wires, Sizes: 1.5 mm² up to 10 mm²

Insulation: Polyvinyl chloride (PVC)

Color : Black with marking numbers

Filler: Non-hygroscopic material(optional)

Binding tape: Polyester (Mylar) tape (optional)

Overall Screen 1: Aluminium/polyester tape is applied over each pair metallic side down in contact with tinned copper drain wire.

Sheath: Polyvinyl chloride (PVC), Black color (other colors can be provided upn request)

Technical Characteristics:

Maximum conductor temperature 70°C

Circuit voltage not exceeding 600 volts

Test voltage: 3500 volts



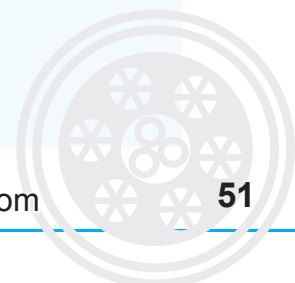


Cable Parameter:

NO. of Cores	Conductor			Thickness of insulation	Thickness of outer Sheath	Overall diameter	Maximum conductor resistance (at 20°C)	Cable weight
	Nominal cross-sectional area	No. & dia. of wires	Diameter					
	mm ²	mm	mm					
2	1.5	7/0.53	1.59	0.8	1.8	12	12.1	160
	2.5	7/0.67	2.01	0.8	1.8	13	7.41	190
	4	7/0.85	2.55	1	1.8	14.5	4.61	260
	6	7/1.04	3.12	1	1.8	16	3.08	320
	10	7/1.35	4.05	1	1.8	17.5	1.83	430
3	1.5	7/0.53	1.59	0.8	1.8	12.5	12.1	190
	2.5	7/0.67	2.01	0.8	1.8	13.5	7.41	240
	4	7/0.85	2.55	1	1.8	15.5	4.61	330
	6	7/1.04	3.12	1	1.8	17	3.08	410
	10	7/1.35	4.05	1	1.8	18.5	1.83	570
4	1.5	7/0.53	1.59	0.8	1.8	13.5	12.1	230
	2.5	7/0.67	2.01	0.8	1.8	14.5	7.41	290
	4	7/0.85	2.55	1	1.8	16.5	4.61	410
	6	7/1.04	3.12	1	1.8	18	3.08	520
	10	7/1.35	4.05	1	1.8	20.5	1.83	720
5	1.5	7/0.53	1.59	0.8	1.8	14.5	12.1	270
	2.5	7/0.67	2.01	0.8	1.8	15.5	7.41	340
	4	7/0.85	2.55	1	1.8	18	4.61	490
	6	7/1.04	3.12	1	1.8	19.5	3.08	630
	10	7/1.35	4.05	1	1.8	22.5	1.83	870
6	1.5	7/0.53	1.59	0.8	1.8	15.5	12.1	310
	2.5	7/0.67	2.01	0.8	1.8	16.5	7.41	400
	4	7/0.85	2.55	1	1.8	19.5	4.61	580
	6	7/1.04	3.12	1	1.8	21.5	3.08	740
	10	7/1.35	4.05	1	1.8	24.5	1.83	1040
7	1.5	7/0.53	1.59	0.8	1.8	15.5	12.1	340
	2.5	7/0.67	2.01	0.8	1.8	16.5	7.41	430
	4	7/0.85	2.55	1	1.8	19.5	4.61	630
	6	7/1.04	3.12	1	1.8	21.5	3.08	810
	10	7/1.35	4.05	1	1.8	24.5	1.83	1150

Caledonian Cables Manufacture

NO. of Cores	Conductor			Thickness of insulation	Thickness of outer Sheath	Overall diameter	Maximum conductor resistance (at 20°C)	Cable weight
	Nominal cross-sectional area	No. & dia. of wires	Diameter					
	mm ²	mm	mm					
8	1.5	7/0.53	1.59	0.8	1.8	16.5	12.1	390
	2.5	7/0.67	2.01	0.8	1.8	17.5	7.41	490
	4	7/0.85	2.55	1	1.8	21.5	4.61	730
	6	7/1.04	3.12	1	1.8	23.5	3.08	940
	10	7/1.35	4.05	1	1.8	26.5	1.83	1330
10	1.5	7/0.53	1.59	0.8	1.8	18.5	12.1	470
	2.5	7/0.67	2.01	0.8	1.8	20.5	7.41	600
	4	7/0.85	2.55	1	1.8	24.5	4.61	890
	6	7/1.04	3.12	1	1.8	26.5	3.08	1150
	10	7/1.35	4.05	1	1.8	30.5	1.83	1640
12	1.5	7/0.53	1.59	0.8	1.8	18.5	12.1	530
	2.5	7/0.67	2.01	0.8	1.8	20.5	7.41	690
	4	7/0.85	2.55	1	1.8	25.5	4.61	1030
	6	7/1.04	3.12	1	1.8	27.5	3.08	1330
	10	7/1.35	4.05	1	1.8	31.5	1.83	1910
15	1.5	7/0.53	1.59	0.8	1.8	20.5	12.1	640
	2.5	7/0.67	2.01	0.8	1.8	22.5	7.41	830
	4	7/0.85	2.55	1	1.8	27.5	4.61	1250
	6	7/1.04	3.12	1	1.8	29.5	3.08	1630
20	1.5	7/0.53	1.59	0.8	1.8	22	12.1	820
	2.5	7/0.67	2.01	0.8	1.8	25.0	7.41	1070
	4	7/0.85	2.55	1	1.8	30.0	4.61	1630
	6	7/1.04	3.12	1	1.8	33	3.08	2130
30	1.5	7/0.53	1.59	0.8	1.8	26	12.1	1160
	2.5	7/0.67	2.01	0.8	1.8	29	7.41	1540
	4	7/0.85	2.55	1	1.9	36	4.61	2370



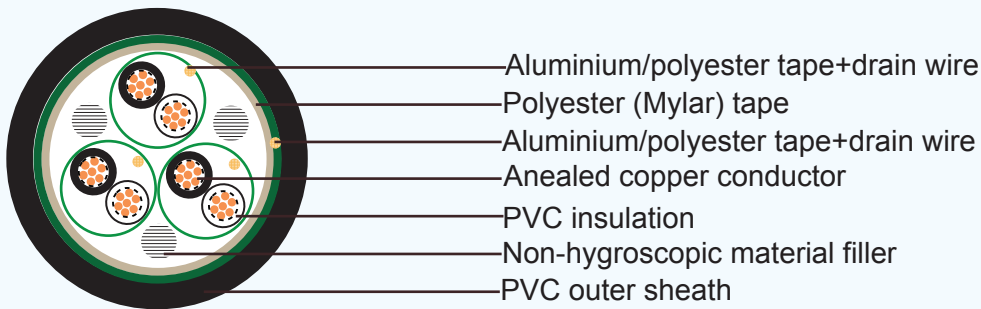


CVV-I/C AMS

Application and Description:

Used for electric signal transmission of control or monitoring circuits for 0.6/1kV

Cable Construction:



Conductor: Stranded annealed copper wires, Sizes: 1.5mm² up to 4.0 mm²

Insulation: Polyvinyl chloride (PVC)

Color : Black and white with marking numbers

Pairing/Ttoids: Two/hree insulated conductors uniformly twisted together

Individual Screen: Aluminium/polyester tape is applied over each pair metallic side down in contact with tinned copper drain wire.

Filler: Non-hygroscopic material(optional)

Binding tape: Polyester (Mylar) tape (optional)

Overall Screen: Aluminium/polyester tape is applied over each pair metallic side down in contact with tinned copper drain wire.

Sheath: Polyvinyl chloride (PVC), Black color (other colors can be provided upon request)

Technical Characteristics:

Maximum conductor temperature 70°C

Circuit voltage not exceeding 600 volts

Test voltage: 3500 volts

Caledonian Cables Manufacture

Cable Parameter

No. of Pairs/Triads	Conductor			Thickness of insulation	Thickness of Sheath	Overall diameter	Maximum conductor resistance (at 20°C)	Cable weight
	Nominal cross-sectional area	No. & dia. of wires	Diameter					
	mm ²	mm	mm					
Pairs								
2	1.5	7/0.53	1.59	0.8	1.8	16	12.34	280
	2.5	7/0.67	2.01	0.8	1.8	17.5	7.56	350
	4	7/0.85	2.55	1	1.8	21	4.7	460
3	1.5	7/0.53	1.59	0.8	1.8	17	12.34	340
	2.5	7/0.67	2.01	0.8	1.8	18.5	7.56	440
	4	7/0.85	2.55	1	1.8	22	4.7	590
4	1.5	7/0.53	1.59	0.8	1.8	18.5	12.34	420
	2.5	7/0.67	2.01	0.8	1.8	20	7.56	540
	4	7/0.85	2.55	1	1.8	24	4.7	740
5	1.5	7/0.53	1.59	0.8	1.8	20	12.34	500
	2.5	7/0.67	2.01	0.8	1.8	22	7.56	650
	4	7/0.85	2.55	1	1.8	26.5	4.7	900
6	1.5	7/0.53	1.59	0.8	1.8	21.5	12.34	580
	2.5	7/0.67	2.01	0.8	1.8	24	7.56	770
	4	7/0.85	2.55	1	1.9	29.5	4.7	1080
7	1.5	7/0.53	2.59	0.8	1.8	21.5	12.34	630
	2.5	7/0.67	2.01	0.8	1.8	24	7.56	830
	4	7/0.85	2.55	1	1.9	29.5	4.7	1170
8	1.5	7/0.53	1.59	0.8	1.8	24.5	12.34	720
	2.5	7/0.67	2.01	0.8	1.8	27	7.56	960
	4	7/0.85	2.55	1	2	33	4.7	1370
10	1.5	7/0.53	1.59	0.8	1.8	27.5	12.34	880
	2.5	7.067	2.01	0.8	1.9	30.5	7.56	1190
	4	7/0.85	2.55	1	2.2	38	4.7	1720
12	1.5	7/0.53	1.59	0.8	1.8	28.5	12.34	1000
	2.5	7/0.67	2.01	0.8	2	32	7.56	1380
	4	7/0.85	2.55	1	2.2	39.5	4.7	1970





Addison Cables to IEC/TIS Standard


www.addison-tech.com

www.addison-cables.com

No. of Pairs/Triads	Conductor			Thickness of insulation	Thickness of Sheath	Overall diameter	Maximum conductor resistance (at 20°C)	Cable weight
	Nominal cross-sectional area	No. & dia. of wires	Diameter					
	mm ²	mm	mm					
15	1.5	7/0.53	1.59	0.8	2	32	12.34	1240
	2.5	7.67	2.01	0.8	2.1	35.5	7.56	1700
	4	7/0.85	2.55	1	2.4	44.5	4.7	2440
20	1.5	7/0.53	1.59	0.8	2.1	36	12.34	1610
	2.5	7/0.67	2.01	0.8	2.2	40	7.56	2210
	4	7/0.85	2.55	1	2.5	50	4.7	3180
30	1.5	7/0.53	1.59	0.8	2.3	42.5	12.34	2330
	2.5	7/0.67	2.01	0.8	2.5	48	7.56	3240
	4	7/0.85	2.55	1	2.9	59.5	4.7	4680
Triads								
2	1.5	7/0.53	1.59	0.8	1.8	17.5	12.34	370
	2.5	7/0.67	2.01	0.8	1.8	19.5	7.56	470
	4	7/0.85	2.55	1	1.8	23.5	4.7	650
3	1.5	7/0.53	1.59	0.8	1.8	19	12.34	470
	2.5	7/0.67	2.01	0.8	1.8	20.5	7.56	600
	4	7/0.85	2.55	1	1.8	25	4.7	830
4	1.5	7/0.53	1.59	0.8	1.8	20.5	12.34	570
	2.5	7/0.67	2.01	0.8	1.8	22.5	7.56	750
	4	7/0.85	2.55	1	1.8	27.5	4.7	1050
5	1.5	7/0.53	1.59	0.8	1.8	22.5	12.34	690
	2.5	7/0.67	2.01	0.8	1.8	24.5	7.56	910
	4	7/0.85	2.55	1	1.9	30.3	4.7	1300
6	1.5	7/0.53	1.59	0.8	1.8	24.5	12.34	810
	2.5	7/0.67	2.01	0.8	1.8	27	7.56	1080
	4	7/0.85	2.55	1	2	33.5	4.7	1550
7	1.5	7/0.53	1.59	0.8	1.8	24.5	12.34	880
	2.5	7/0.67	2.01	0.8	1.8	27	7.56	1180
	4	7/0.85	2.55	1	2	33.5	4.7	1690
8	1.5	7/0.53	1.59	0.8	1.8	27.5	12.34	1010
	2.5	7/0.67	2.01	0.8	1.9	30.5	7.56	1370
	4	7/0.85	2.55	1	2.2	38	4.7	1990

Caledonian Cables Manufacture

No. of Pairs/Triads	Conductor			Thickness of insulation	Thickness of Sheath	Overall diameter	Maximum conductor resistance (at 20°C)	Cable weight
	Nominal cross-sectional area	No. & dia. of wires	Diameter					
	mm ²	mm	mm					
10	1.5	7/0.53	1.59	0.8	1.9	31.5	12.34	1250
	2.5	7/0.67	2.01	0.8	2.1	35	7.56	1720
	4	7/0.85	2.55	1	2.3	43.5	4.7	2470
12	1.5	7/0.53	1.59	0.8	2	32.5	12.34	1450
	2.5	7/0.67	2.01	0.8	2.1	36.5	7.56	1980
	4	7/0.85	2.55	1	2.4	45.5	4.7	2870
15	1.5	7/0.53	1.59	0.8	2.1	36.5	12.34	1770
	2.5	7/0.67	2.01	0.8	2.2	40.5	7.56	2420
	4	7/0.85	2.55	1	2.6	51	4.7	3550
20	1.5	7/0.53	1.59	0.8	2.3	41	12.34	2320
	2.5	7/0.67	2.01	0.8	2.4	46	7.56	3190
	4	7/0.85	2.55	1	2.8	57.5	4.7	4660
30	1.5	7/0.53	1.59	0.8	2.5	49	12.34	3360
	2.5	7/0.67	2.01	0.8	2.7	55	7.56	4650
	4	7/0.85	2.55	1	3.1	68.5	4.7	6790






CVV-I/C SB

Application and Description:

Used for electric signal transmission of control or monitoring circuits for 0.6/1kV

Cable Construction:



Conductor: Stranded annealed copper wires, Sizes: 1.0 mm² up to 2.5 mm²

Insulation: Polyvinyl chloride (PVC)

Color : Black and white with marking numbers

Pairing: Two insulated conductors uniformly twisted together

Individual Screen: Aluminium/polyester tape is applied over each pair metallic side down in contact with tinned copper drain wire.

Filler: Non-hygroscopic material(optional)

Binding tape: Polyester (Mylar) tape (optional)

Overall Screen 1: Aluminium/polyester tape is applied over each pair metallic side down in contact with tinned copper drain wire.

Overall Screen 2: Annealed copper braid.

Sheath: Polyvinyl chloride (PVC), Black color (other colors can be provided upon request)

Technical Characteristics:

Maximum conductor temperature 70°C

Circuit voltage not exceeding 600 volts

Test voltage: 3500 volts

Caledonian Cables Manufacture

Cable Parameter

No. of Pairs	Conductor			Thickness of insulation	Thickness of Sheath	Overall diameter	Maximum conductor resistance (at 20°C)	Cable weight
	Nominal cross-sectional area	No. & dia. of wires	Diameter					
	mm ²	mm	mm					
1	1	7/0.44	1.32	0.8	1.8	9.5	18.1	110
	1.5	7/0.53	1.59	0.8	1.8	10.5	12.1	130
	2.5	7/0.67	2.01	0.8	1.8	11.5	7.41	160
2	1	7/0.44	1.32	0.8	1.8	16.5	18.1	230
	1.5	7/0.53	1.59	0.8	1.8	18.0	12.3	290
	2.5	7/0.67	2.01	0.8	1.8	20.0	7.56	360
3	1	7/0.44	1.32	0.8	1.8	17.0	18.1	270
	1.5	7/0.53	1.59	0.8	1.8	19.5	12.3	350
	2.5	7/0.67	2.01	0.8	1.8	21.0	7.56	440
4	1	7/0.44	1.32	0.8	1.8	18.5	18.1	320
	1.5	7/0.53	1.59	0.8	1.8	21.0	12.3	420
	2.5	7/0.67	2.01	0.8	1.8	23.0	7.56	530
5	1	7/0.44	1.32	0.8	1.8	21.0	18.1	370
	1.5	7/0.53	1.59	0.8	1.8	23.0	12.3	500
	2.5	7/0.67	2.01	0.8	1.8	25.0	7.56	640
6	1	7/0.44	1.32	0.8	1.8	22.0	18.1	430
	1.5	7/0.53	1.59	0.8	1.8	25.0	12.3	590
	2.5	7/0.67	2.01	0.8	1.8	27.5	7.56	750
7	1	7/0.44	1.32	0.8	1.8	22.0	18.1	460
	1.5	7/0.53	1.59	0.8	1.8	25.0	12.3	620
	2.5	7/0.67	2.01	0.8	1.8	27.5	7.56	800
8	1	7/0.44	1.32	0.8	1.8	24.0	18.1	520
	1.5	7/0.53	1.59	0.8	1.8	27.0	12.3	710
	2.5	7/0.67	2.01	0.8	1.9	30.0	7.56	930
9	1	7/0.44	1.32	0.8	1.8	25.5	18.1	590
	1.5	7/0.53	1.59	0.8	1.9	29.0	12.3	820
	2.5	7/0.67	2.01	0.8	2.0	32.5	7.56	1070





Addison Cables to IEC/TIS Standard

www.addison-tech.com

www.addison-cables.com

No. of Pairs	Conductor			Thickness of insulation	Thickness of Sheath	Overall diameter	Maximum conductor resistance (at 20°C)	Cable weight
	Nominal cross-sectional area	No. & dia. of wires	Diameter					
	mm ²	mm	mm					
10	1	7/0.44	1.32	0.8	1.8	27.5	18.1	670
	1.5	7/0.53	1.59	0.8	2.0	32.0	12.3	950
	2.5	7/0.67	2.01	0.8	2.1	35.5	7.56	1240
11	1	7/0.44	1.32	0.8	1.8	17.5	18.1	690
	1.5	7/0.53	1.59	0.8	2.0	32.0	12.3	990
	2.5	7/0.67	2.01	0.8	2.1	35.5	7.56	1300
12	1	7/0.44	1.32	0.8	1.8	29.0	18.1	750
	1.5	7/0.53	1.59	0.8	2.0	33.0	12.3	1,060
	2.5	7/0.67	2.01	0.8	2.1	36.5	7.56	1,390
13	1	7/0.44	1.32	0.8	1.8	29.5	18.1	790
	1.5	7/0.53	1.59	0.8	2.0	33.5	12.3	1,110
	2.5	7/0.67	2.01	0.8	2.2	37.5	7.56	1,480
14	1	7/0.44	1.32	0.8	1.8	30.5	18.1	840
	1.5	7/0.53	1.59	0.8	2.1	35.0	12.3	1,200
	2.5	7/0.67	2.01	0.8	2.2	39.0	7.56	1,580
15	1	7/0.44	1.32	0.8	1.8	31.0	18.1	880
	1.5	7/0.53	1.59	0.8	2.1	36.0	12.3	1,270
	2.5	7/0.67	2.01	0.8	2.2	40.0	7.56	1,680
16	1	7/0.44	1.32	0.8	1.8	32.0	18.1	950
	1.5	7/0.53	1.59	0.8	2.1	37.0	12.3	1,340
	2.5	7/0.67	2.01	0.8	2.3	41.0	7.56	1,790
17	1	7/0.44	1.32	0.8	1.8	33.0	18.1	1,000
	1.5	7/0.53	1.59	0.8	2.2	38.0	12.3	1,440
	2.5	7/0.67	2.01	0.8	2.3	42.5	7.56	1,890
18	1	7/0.44	1.32	0.8	1.8	34.0	18.1	1,090
	1.5	7/0.53	1.59	0.8	2.2	39.0	12.3	1,510
	2.5	7/0.67	2.01	0.8	2.4	43.5	7.56	2,010
19	1	7/0.44	1.32	0.8	1.8	9.5	18.1	1,070
	1.5	7/0.53	1.59	0.8	2.2	34.0	12.3	1,550
	2.5	7/0.67	2.01	0.8	2.4	43.5	7.56	2,060

Caledonian Cables Manufacture

No. of Pairs	Conductor			Thickness of insulation	Thickness of Sheath	Overall diameter	Maximum conductor resistance (at 20°C)	Cable weight
	Nominal cross-sectional area	No. & dia. of wires	Diameter					
	mm ²	mm	mm					
20	1	7/0.44	1.32	0.8	1.8	35.0	18.1	1,140
	1.5	7/0.53	1.59	0.8	2.2	40.5	12.3	1,630
	2.5	7/0.67	2.01	0.8	2.4	45.0	7.56	2,170
21	1	7/0.44	1.32	0.8	1.8	36.0	18.1	1,190
	1.5	7/0.53	1.59	0.8	2.3	41.5	12.3	1,720
	2.5	7/0.67	2.01	0.8	2.4	46.0	7.56	2,270
22	1	7/0.44	1.32	0.8	1.8	37.0	18.1	1,250
	1.5	7/0.53	1.59	0.8	2.3	42.5	12.3	1,810
	2.5	7/0.67	2.01	0.8	2.5	47.5	7.56	2,410
23	1	7/0.44	1.32	0.8	1.8	38.5	18.1	1,400
	1.5	7/0.53	1.59	0.8	2.4	46.0	12.3	2,010
	2.5	7/0.67	2.01	0.8	2.6	51.5	7.56	2,670
24	1	7/0.44	1.32	0.8	1.8	39.5	18.1	1,430
	1.5	7/0.53	1.59	0.8	2.4	46.0	12.3	2,050
	2.5	7/0.67	2.01	0.8	2.6	51.5	7.56	2,720
25	1	7/0.44	1.32	0.8	1.8	40.0	18.1	1,450
	1.5	7/0.53	1.59	0.8	2.4	46.0	12.3	2,080
	2.5	7/0.67	2.01	0.8	2.6	51.5	7.56	2,770
26	1	7/0.44	1.32	0.8	1.8	41.0	18.1	1,520
	1.5	7/0.53	1.59	0.8	2.5	47.5	12.3	2,190
	2.5	7/0.67	2.01	0.8	2.7	53.0	7.56	2,910
27	1	7/0.44	1.32	0.8	1.8	41.0	18.1	1,540
	1.5	7/0.53	1.59	0.8	2.5	47.5	12.3	2,220
	2.5	7/0.67	2.01	0.8	2.7	53.0	7.56	2,960
28	1	7/0.44	1.32	0.8	1.8	41.5	18.1	1,570
	1.5	7/0.53	1.59	0.8	2.5	47.5	12.3	2,260
	2.5	7/0.67	2.01	0.8	2.7	53.0	7.56	3,010
29	1	7/0.44	1.32	0.8	1.8	42.5	18.1	1,650
	1.5	7/0.53	1.59	0.8	2.5	49.0	12.3	2,380
	2.5	7/0.67	2.01	0.8	2.7	55.0	7.56	3,170





Addison Cables to IEC/TIS Standard

www.addison-tech.com

www.addison-cables.com

No. of Pairs	Conductor			Thickness of insulation mm	Thickness of Sheath mm	Overall diameter mm	Maximum conductor resistance (at 20°C) Ohm/km	Cable weight kg/km
	Nominal cross-sectional area mm ²	No. & dia. of wires mm	Diameter mm					
	1	7/0.44	1.32					
30	1.5	7/0.53	1.59	0.8	1.8	42.5	18.1	1,670
	2.5	7/0.67	2.01	0.8	2.5	49.0	12.3	2,410
				0.8	2.7	55.0	7.56	3,220

Caledonian Cables Manufacture

FCVV

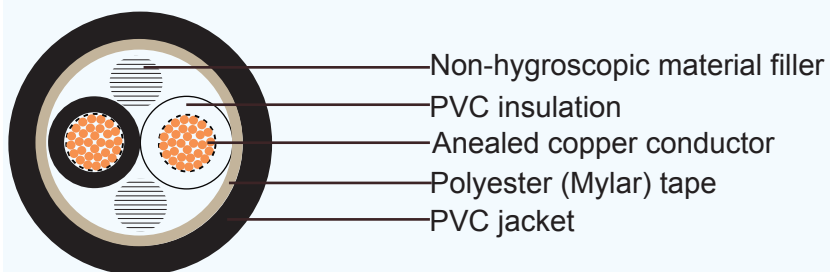
Application and Description:

For supervisory electrical equipment, station control circuits, outdoor, suitable installation in dry or wet cable trenches.

Reference Standard:

IEC 60502-1

Cable Construction:



Conductor: Flexible stranded annealed copper wires, Sizes: 0.5 mm² up to 6 mm²

Insulation: Polyvinyl chloride (PVC)

Color : 2-4 cores-Black, White, Red and Green ,More than 4 cores: Black core with marking numbers

Filler: Non-hygroscopic material(optional)

Binding tape: Polyester (Mylar) tape (optional)

Sheath: Polyvinyl chloride (PVC), Black color (A special flame retardant can be supplied)

Technical Characteristics:

Maximum conductor temperature 70°C

Circuit voltage not exceeding 600 volts

Test voltage 3500 volts



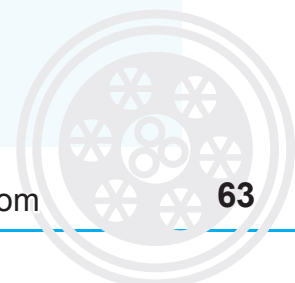


Cable Parameter:

No. of core	Conductor			Insulation thickness	Sheath thickness	Overall diameter	Maximum conductor resistance (at 20°C)	Minimum insulation resistance (at 70°C)	Cable weight
	size	No. & dia. of wires	diameter						
	mm ²	No./mm	mm						
2	0.5	16/0.20	0.92	0.6	0.9	7.5	39.0	0.0130	50
	0.75	24/0.20	1.13	0.6	1.2	8.5	26.0	0.0114	70
	1	32/0.20	1.31	0.6	1.2	8.7	19.5	0.0104	80
	1.5	30/0.25	1.58	0.6	1.2	9.3	13.3	0.0089	100
	2.5	50/0.25	2.04	0.7	1.2	10.5	7.98	0.0081	140
	4	56/0.30	2.59	0.8	1.2	12.0	4.95	0.0076	190
	6	84/0.30	3.6	0.8	1.4	14.0	3.30	0.0061	280
3	0.5	16/0.20	0.92	0.6	1.2	8.5	39.0	0.0130	70
	0.75	24/0.20	1.13	0.6	1.2	8.9	26.0	0.0114	80
	1	32/0.20	1.31	0.6	1.2	9.1	19.5	0.0104	100
	1.5	30/0.25	1.58	0.6	1.2	9.8	13.3	0.0089	120
	2.5	50/0.25	2.04	0.7	1.2	11.0	7.98	0.0081	170
	4	56/0.30	2.59	0.8	1.2	13.0	4.95	0.0076	240
	6	84/0.30	3.6	0.8	1.4	15.0	3.30	0.0061	350
4	0.5	16/0.20	0.92	0.6	1.2	9.1	39.0	0.0130	80
	0.75	24/0.20	1.13	0.6	1.2	9.6	26.0	0.0114	100
	1	32/0.20	1.31	0.6	1.2	9.8	19.5	0.0104	120
	1.5	30/0.25	1.58	0.6	1.2	10.5	13.3	0.0089	140
	2.5	50/0.25	2.04	0.7	1.2	12.0	7.98	0.0081	210
	4	56/0.30	2.59	0.8	1.4	14.5	4.95	0.0076	320
	6	84/0.30	3.6	0.8	1.4	16.5	3.30	0.0061	440
5	0.5	16/0.20	0.92	0.6	1.2	9.8	39.0	0.0130	100
	0.75	24/0.20	1.13	0.6	1.2	10.0	26.0	0.0114	120
	1	32/0.20	1.31	0.6	1.2	10.5	19.5	0.0104	140
	1.5	30/0.25	1.58	0.6	1.2	11.5	13.3	0.0089	180
	2.5	50/0.25	2.04	0.7	1.4	13.5	7.98	0.0081	270
	4	56/0.30	2.59	0.8	1.4	15.5	4.95	0.0076	390
	6	84/0.30	3.6	0.8	1.4	18.0	3.30	0.0061	540

Caledonian Cables Manufacture

No. of core	Conductor			Insulation thickness	Sheath thickness	Overall diameter	Maximum conductor resistance (at 20°C)	Minimum insulation resistance (at 70°C)	Cable weight
	size	No. & dia. of wires	diameter						
	mm ²	No./mm	mm						
6	0.5	16/0.20	0.92	0.6	1.2	10.5	39.0	0.0130	110
	0.75	24/0.20	1.13	0.6	1.2	11.0	26.0	0.0114	130
	1	32/0.20	1.31	0.6	1.2	11.5	19.5	0.0104	150
	1.5	30/0.25	1.58	0.6	1.2	12.0	13.3	0.0089	190
	2.5	50/0.25	2.04	0.7	1.4	14.5	7.98	0.0081	290
	4	56/0.30	2.59	0.8	1.4	17.0	4.95	0.0076	430
	6	84/0.30	3.6	0.8	1.4	19.5	3.30	0.0061	590
7	6	16/0.20	0.92	0.6	1.2	10.5	39.0	0.0130	110
	0.75	24/0.20	1.13	0.6	1.2	11.0	26.0	0.0114	140
	1	32/0.20	1.31	0.6	1.2	11.5	19.5	0.0104	160
	1.5	30/0.25	1.58	0.6	1.2	12.0	13.3	0.0089	200
	2.5	50/0.25	2.04	0.7	1.4	14.5	7.98	0.0081	320
	4	56/0.30	2.59	0.8	1.4	17.0	4.95	0.0076	460
	6	84/0.30	3.6	0.8	1.4	19.5	3.30	0.0061	640
8	0.5	16/0.20	0.92	0.6	1.2	11.0	39.0	0.0130	130
	0.75	24/0.20	1.13	0.6	1.2	11.5	26.0	0.0114	160
	1	32/0.20	1.31	0.6	1.2	12.0	19.5	0.0104	180
	1.5	30/0.25	1.58	0.6	1.4	13.5	13.3	0.0089	240
	2.5	50/0.25	2.04	0.7	1.4	16.0	7.98	0.0081	360
	4	56/0.30	2.59	0.8	1.4	18.0	4.95	0.0076	520
	6	84/0.30	3.6	0.8	1.4	21.0	3.30	0.0061	730
9	0.5	16/0.20	0.92	0.6	1.2	12.0	39.0	0.0130	140
	0.75	24/0.20	1.13	0.6	1.2	12.5	26.0	0.0114	170
	1	32/0.20	1.31	0.6	1.4	13.5	19.5	0.0104	220
	1.5	30/0.25	1.58	0.6	1.4	14.5	13.3	0.0089	270
	2.5	50/0.25	2.04	0.7	1.4	17.0	7.98	0.0081	400
	4	56/0.30	2.59	0.8	1.4	20.0	4.95	0.0076	590
	6	84/0.30	3.6	0.8	1.4	23.0	3.30	0.0061	830





Addison Cables to IEC/TIS Standard

www.addison-tech.com

www.addison-cables.com

No. of core	Conductor			Insulation thickness	Sheath thickness	Overall diameter	Maximum conductor resistance (at 20°C)	Minimum insulation resistance (at 70°C)	Cable weight
	size	No. & dia. of wires	diameter						
	mm ²	No./mm	mm						
10	0.5	16/0.20	0.92	0.6	1.2	12.5	39.0	0.0130	150
	0.75	24/0.20	1.13	0.6	1.4	14.0	26.0	0.0114	200
	1	32/0.20	1.31	0.6	1.4	14.5	19.5	0.0104	240
	1.5	30/0.25	1.58	0.6	1.4	15.5	13.3	0.0089	300
	2.5	50/0.25	2.04	0.7	1.4	18.0	7.98	0.0081	440
	4	56/0.30	2.59	0.8	1.4	21.0	4.95	0.0076	640
	6	84/0.30	3.6	0.8	1.8	25.0	3.30	0.0061	950
11	0.5	16/0.20	0.92	0.6	1.2	12.5	39.0	0.0130	170
	0.75	24/0.20	1.13	0.6	1.4	14.0	26.0	0.0114	220
	1	32/0.20	1.31	0.6	1.4	14.5	19.5	0.0104	260
	1.5	30/0.25	1.58	0.6	1.4	15.5	13.3	0.0089	330
	2.5	50/0.25	2.04	0.7	1.4	18.0	7.98	0.0081	490
	4	56/0.30	2.59	0.8	1.4	21.0	4.95	0.0076	720
	6	84/0.30	3.6	0.8	1.8	25.0	3.30	0.0061	1060
12	0.5	16/0.20	0.92	0.6	1.2	13.0	39.0	0.0130	170
	0.75	24/0.20	1.13	0.6	1.4	14.5	26.0	0.0114	230
	1	32/0.20	1.31	0.6	1.4	15.0	19.5	0.0104	270
	1.5	30/0.25	1.58	0.6	1.4	16.0	13.3	0.0089	340
	2.5	50/0.25	2.04	0.7	1.4	19.0	7.98	0.0081	510
	4	56/0.30	2.59	0.8	1.4	22.0	4.95	0.0076	750
	6	84/0.30	3.6	0.8	1.8	26.0	3.30	0.0061	1110
13	0.5	16/0.20	0.92	0.6	1.4	14.0	39.0	0.0130	200
	0.75	24/0.20	1.13	0.6	1.4	15.0	26.0	0.0114	250
	1	32/0.20	1.31	0.6	1.4	15.5	19.5	0.0104	300
	1.5	30/0.25	1.58	0.6	1.4	17.0	13.3	0.0089	370
	2.5	50/0.25	2.04	0.7	1.4	20.0	7.98	0.0081	560
	4	56/0.30	2.59	0.8	1.4	23.0	4.95	0.0076	830
	6	84/0.30	3.6	0.8	1.8	28.0	3.30	0.0061	1220

Caledonian Cables Manufacture

No. of core	Conductor			Insulation thickness	Sheath thickness	Overall diameter	Maximum conductor resistance (at 20°C)	Minimum insulation resistance (at 70°C)	Cable weight
	size	No. & dia. of wires	diameter						
	mm ²	No./mm	mm						
14	0.5	16/0.20	0.92	0.6	1.4	14.0	39.0	0.0130	210
	0.75	24/0.20	1.13	0.6	1.4	15.0	26.0	0.0114	260
	1	32/0.20	1.31	0.6	1.4	15.5	19.5	0.0104	300
	1.5	30/0.25	1.58	0.6	1.4	17.0	13.3	0.0089	390
	2.5	50/0.25	2.04	0.7	1.4	20.0	7.98	0.0081	580
	4	56/0.30	2.59	0.8	1.4	23.0	4.95	0.0076	860
	6	84/0.30	3.6	0.8	1.8	28.0	3.30	0.0061	1270
15	0.5	16/0.20	0.92	0.6	1.4	14.5	39.0	0.0130	230
	0.75	24/0.20	1.13	0.6	1.4	15.5	26.0	0.0114	280
	1	32/0.20	1.31	0.6	1.4	16.0	19.5	0.0104	330
	1.5	30/0.25	1.58	0.6	1.4	17.5	13.3	0.0089	430
	2.5	50/0.25	2.04	0.7	1.4	21.0	7.98	0.0081	640
	4	56/0.30	2.59	0.8	1.8	25.0	4.95	0.0076	1000
	6	84/0.30	3.6	0.8	1.8	29.0	3.30	0.0061	1390
16	0.5	16/0.20	0.92	0.6	1.4	15.0	39.0	0.0130	230
	0.75	24/0.20	1.13	0.6	1.4	15.5	26.0	0.0114	290
	1	32/0.20	1.31	0.6	1.4	16.0	19.5	0.0104	340
	1.5	30/0.25	1.58	0.6	1.4	17.5	13.3	0.0089	440
	2.5	50/0.25	2.04	0.7	1.4	21.0	7.98	0.0081	660
	4	56/0.30	2.59	0.8	1.8	25.0	4.95	0.0076	1030
	6	84/0.30	3.6	0.8	1.8	29.0	3.30	0.0061	1440
17	0.5	16/0.20	0.92	0.6	1.4	15.5	39.0	0.0130	260
	0.75	24/0.20	1.13	0.6	1.4	16.5	26.0	0.0114	320
	1	32/0.20	1.31	0.6	1.4	17.0	19.5	0.0104	370
	1.5	30/0.25	1.58	0.6	1.4	18.5	13.3	0.0089	480
	2.5	50/0.25	2.04	0.7	1.4	22.0	7.98	0.0081	720
	4	56/0.30	2.59	0.8	1.8	27.0	4.95	0.0076	1120
	6	84/0.30	3.6	0.8	1.8	31.0	3.30	0.0061	1570





Addison Cables to IEC/TIS Standard

www.addison-tech.com

www.addison-cables.com

No. of core	Conductor			Insulation thickness	Sheath thickness	Overall diameter	Maximum conductor resistance (at 20°C)	Minimum insulation resistance (at 70°C)	Cable weight
	size	No. & dia. of wires	diameter						
	mm ²	No./mm	mm						
18	0.5	16/0.20	0.92	0.6	1.4	15.5	39.0	0.0130	260
	0.75	24/0.20	1.13	0.6	1.4	16.5	26.0	0.0114	320
	1	32/0.20	1.31	0.6	1.4	17.0	19.5	0.0104	380
	1.5	30/0.25	1.58	0.6	1.4	18.5	13.3	0.0089	490
	2.5	50/0.25	2.04	0.7	1.4	22.0	7.98	0.0081	740
	4	56/0.30	2.59	0.8	1.8	27.0	4.95	0.0076	1150
	6	84/0.30	3.6	0.8	1.8	31.0	3.30	0.0061	1620
19	0.5	16/0.20	0.92	0.6	1.4	15.5	39.0	0.0130	260
	0.75	24/0.20	1.13	0.6	1.4	16.5	26.0	0.0114	330
	1	32/0.20	1.31	0.6	1.4	17.0	19.5	0.0104	390
	1.5	30/0.25	1.58	0.6	1.4	18.5	13.3	0.0089	500
	2.5	50/0.25	2.04	0.7	1.4	22.0	7.98	0.0081	760
	4	56/0.30	2.59	0.8	1.8	27.0	4.95	0.0076	1190
	6	84/0.30	3.6	0.8	1.8	31.0	3.30	0.0061	1670
20	0.5	16/0.20	0.92	0.6	1.4	16.0	39.0	0.0130	290
	0.75	24/0.20	1.13	0.6	1.4	17.0	26.0	0.0114	360
	1	32/0.20	1.31	0.6	1.4	17.5	19.5	0.0104	420
	1.5	30/0.25	1.58	0.6	1.4	19.0	13.3	0.0089	540
	2.5	50/0.25	2.04	0.7	1.4	23.0	7.98	0.0081	820
	4	56/0.30	2.59	0.8	1.8	28.0	4.95	0.0076	1280
	6	84/0.30	3.6	0.8	1.8	32.0	3.30	0.0061	1800
21	0.5	16/0.20	0.92	0.6	1.4	16.5	39.0	0.0130	290
	0.75	24/0.20	1.13	0.6	1.4	17.5	26.0	0.0114	360
	1	32/0.20	1.31	0.6	1.4	18.0	19.5	0.0104	430
	1.5	30/0.25	1.58	0.6	1.4	19.5	13.3	0.0089	550
	2.5	50/0.25	2.04	0.7	1.4	23.0	7.98	0.0081	840
	4	56/0.30	2.59	0.8	1.8	28.0	4.95	0.0076	1300
	6	84/0.30	3.6	0.8	1.8	32.0	3.30	0.0061	1840

Caledonian Cables Manufacture

No. of core	Conductor			Insulation thickness	Sheath thickness	Overall diameter	Maximum conductor resistance (at 20°C)	Minimum insulation resistance (at 70°C)	Cable weight
	size	No. & dia. of wires	diameter						
	mm ²	No./mm	mm						
22	0.5	16/0.20	0.92	0.6	1.4	17.0	39.0	0.0130	310
	0.75	24/0.20	1.13	0.6	1.4	18.0	26.0	0.0114	390
	1	32/0.20	1.31	0.6	1.4	18.5	19.5	0.0104	470
	1.5	30/0.25	1.58	0.6	1.4	20.0	13.3	0.0089	600
	2.5	50/0.25	2.04	0.7	1.8	25.0	7.98	0.0081	950
	4	56/0.30	2.59	0.8	1.8	30.0	4.95	0.0076	1410
	6	84/0.30	3.6	0.8	1.8	34.0	3.30	0.0061	1980
23	0.5	16/0.20	0.92	0.6	1.4	17.0	39.0	0.0130	310
	0.75	24/0.20	1.13	0.6	1.4	18.0	26.0	0.0114	390
	1	32/0.20	1.31	0.6	1.4	18.5	19.5	0.0104	470
	1.5	30/0.25	1.58	0.6	1.4	20.0	13.3	0.0089	600
	2.5	50/0.25	2.04	0.7	1.8	25.0	7.98	0.0081	960
	4	56/0.30	2.59	0.8	1.8	30.0	4.95	0.0076	1430
	6	84/0.30	3.6	0.8	1.8	34.0	3.30	0.0061	2010
24	0.5	16/0.20	0.92	0.6	1.4	18.0	39.0	0.0130	330
	0.75	24/0.20	1.13	0.6	1.4	19.0	26.0	0.0114	410
	1	32/0.20	1.31	0.6	1.4	19.5	19.5	0.0104	490
	1.5	30/0.25	1.58	0.6	1.4	21.0	13.3	0.0089	620
	2.5	50/0.25	2.04	0.7	1.8	26.0	7.98	0.0081	1000
	4	56/0.30	2.59	0.8	1.8	31.0	4.95	0.0076	1480
	6	84/0.30	3.6	0.8	2.2	37.0	3.30	0.0061	2160
25	0.5	16/0.20	0.92	0.6	1.4	18.0	39.0	0.0130	350
	0.75	24/0.20	1.13	0.6	1.4	19.0	26.0	0.0114	430
	1	32/0.20	1.31	0.6	1.4	19.5	19.5	0.0104	520
	1.5	30/0.25	1.58	0.6	1.4	21.0	13.3	0.0089	660
	2.5	50/0.25	2.04	0.7	1.8	26.0	7.98	0.0081	1060
	4	56/0.30	2.59	0.8	1.8	31.0	4.95	0.0076	1580
	6	84/0.30	3.6	0.8	2.2	37.0	3.30	0.0061	2290





Addison Cables to IEC/TIS Standard

www.addison-tech.com

www.addison-cables.com

No. of core	Conductor			Insulation thickness	Sheath thickness	Overall diameter	Maximum conductor resistance (at 20°C)	Minimum insulation resistance (at 70°C)	Cable weight
	size	No. & dia. of wires	diameter						
	mm ²	No./mm	mm						
26	0.5	16/0.20	0.92	0.6	1.4	18.0	39.0	0.0130	350
	0.75	24/0.20	1.13	0.6	1.4	19.0	26.0	0.0114	440
	1	32/0.20	1.31	0.6	1.4	19.5	19.5	0.0104	530
	1.5	30/0.25	1.58	0.6	1.4	21.0	13.3	0.0089	680
	2.5	50/0.25	2.04	0.7	1.8	26.0	7.98	0.0081	1080
	4	56/0.30	2.59	0.8	1.8	31.0	4.95	0.0076	1610
	6	84/0.30	3.6	0.8	2.2	37.0	3.30	0.0061	2340
27	0.5	16/0.20	0.92	0.6	1.4	18.5	39.0	0.0130	360
	0.75	24/0.20	1.13	0.6	1.4	19.5	26.0	0.0114	450
	1	32/0.20	1.31	0.6	1.4	20.0	19.5	0.0104	530
	1.5	30/0.25	1.58	0.6	1.4	22.0	13.3	0.0089	690
	2.5	50/0.25	2.04	0.7	1.8	27.0	7.98	0.0081	1100
	4	56/0.30	2.59	0.8	1.8	32.0	4.95	0.0076	1640
	6	84/0.30	3.6	0.8	2.2	38.0	3.30	0.0061	2390
28	0.5	16/0.20	0.92	0.6	1.4	19.0	39.0	0.0130	380
	0.75	24/0.20	1.13	0.6	1.4	20.0	26.0	0.0114	480
	1	32/0.20	1.31	0.6	1.4	21.0	19.5	0.0104	570
	1.5	30/0.25	1.58	0.6	1.4	23.0	13.3	0.0089	730
	2.5	50/0.25	2.04	0.7	1.8	28.0	7.98	0.0081	1170
	4	56/0.30	2.59	0.8	1.8	33.0	4.95	0.0076	1740
	6	84/0.30	3.6	0.8	2.2	39.0	3.30	0.0061	2530
29	0.5	16/0.20	0.92	0.6	1.4	19.0	39.0	0.0130	380
	0.75	24/0.20	1.13	0.6	1.4	20.0	26.0	0.0114	480
	1	32/0.20	1.31	0.6	1.4	21.0	19.5	0.0104	580
	1.5	30/0.25	1.58	0.6	1.4	23.0	13.3	0.0089	740
	2.5	50/0.25	2.04	0.7	1.8	28.0	7.98	0.0081	1190
	4	56/0.30	2.59	0.8	1.8	33.0	4.95	0.0076	1780
	6	84/0.30	3.6	0.8	2.2	39.0	3.30	0.0061	2580

Caledonian Cables Manufacture

No. of core	Conductor			Insulation thickness	Sheath thickness	Overall diameter	Maximum conductor resistance (at 20°C)	Minimum insulation resistance (at 70°C)	Cable weight
	size	No. & dia. of wires	diameter						
	mm ²	No./mm	mm						
30	0.5	16/0.20	0.92	0.6	1.4	19.0	39.0	0.0130	390
	0.75	24/0.20	1.13	0.6	1.4	20.0	26.0	0.0114	490
	1	32/0.20	1.31	0.6	1.4	21.0	19.5	0.0104	580
	1.5	30/0.25	1.58	0.6	1.4	23.0	13.3	0.0089	760
	2.5	50/0.25	2.04	0.7	1.8	28.0	7.98	0.0081	1210
	4	56/0.30	2.59	0.8	1.8	33.0	4.95	0.0076	1810
	6	84/0.30	3.6	0.8	2.2	39.0	3.30	0.0061	2630
31	0.5	16/0.20	0.92	0.6	1.4	19.5	39.0	0.0130	410
	0.75	24/0.20	1.13	0.6	1.4	21.0	26.0	0.0114	520
	1	32/0.20	1.31	0.6	1.4	22.0	19.5	0.0104	620
	1.5	30/0.25	1.58	0.6	1.8	24.0	13.3	0.0089	850
	2.5	50/0.25	2.04	0.7	1.8	29.0	7.98	0.0081	1280
	4	56/0.30	2.59	0.8	1.8	34.0	4.95	0.0076	1920
	6	84/0.30	3.6	0.8	2.2	41.0	3.30	0.0061	2780
32	0.5	16/0.20	0.92	0.6	1.4	19.5	39.0	0.0130	420
	0.75	24/0.20	1.13	0.6	1.4	21.0	26.0	0.0114	530
	1	32/0.20	1.31	0.6	1.4	22.0	19.5	0.0104	630
	1.5	30/0.25	1.58	0.6	1.8	24.0	13.3	0.0089	860
	2.5	50/0.25	2.04	0.7	1.8	29.0	7.98	0.0081	1300
	4	56/0.30	2.59	0.8	1.8	34.0	4.95	0.0076	1950
	6	84/0.30	3.6	0.8	2.2	41.0	3.30	0.0061	2830
33	0.5	16/0.20	0.92	0.6	1.4	19.5	39.0	0.0130	420
	0.75	24/0.20	1.13	0.6	1.4	21.0	26.0	0.0114	530
	1	32/0.20	1.31	0.6	1.4	22.0	19.5	0.0104	640
	1.5	30/0.25	1.58	0.6	1.8	24.0	13.3	0.0089	870
	2.5	50/0.25	2.04	0.7	1.8	29.0	7.98	0.0081	1330
	4	56/0.30	2.59	0.8	1.8	34.0	4.95	0.0076	1980
	6	84/0.30	3.6	0.8	2.2	41.0	3.30	0.0061	2880





Addison Cables to IEC/TIS Standard

www.addison-tech.com

www.addison-cables.com

No. of core	Conductor			Insulation thickness	Sheath thickness	Overall diameter	Maximum conductor resistance (at 20°C)	Minimum insulation resistance (at 70°C)	Cable weight
	size	No. & dia. of wires	diameter						
	mm ²	No./mm	mm						
34	0.5	16/0.20	0.92	0.6	1.4	20.0	39.0	0.0130	450
	0.75	24/0.20	1.13	0.6	1.4	21.0	26.0	0.0114	570
	1	32/0.20	1.31	0.6	1.4	22.0	19.5	0.0104	680
	1.5	30/0.25	1.58	0.6	1.8	25.0	13.3	0.0089	920
	2.5	50/0.25	2.04	0.7	1.8	30.0	7.98	0.0081	1400
	4	56/0.30	2.59	0.8	2.2	37.0	4.95	0.0076	2160
	6	84/0.30	3.6	0.8	2.2	42.0	3.30	0.0061	3030
35	0.5	16/0.20	0.92	0.6	1.4	20.0	39.0	0.0130	450
	0.75	24/0.20	1.13	0.6	1.4	21.0	26.0	0.0114	570
	1	32/0.20	1.31	0.6	1.4	22.0	19.5	0.0104	680
	1.5	30/0.25	1.58	0.6	1.8	25.0	13.3	0.0089	930
	2.5	50/0.25	2.04	0.7	1.8	30.0	7.98	0.0081	1420
	4	56/0.30	2.59	0.8	2.2	37.0	4.95	0.0076	2190
	6	84/0.30	3.6	0.8	2.2	42.0	3.30	0.0061	3080
36	0.5	16/0.20	0.92	0.6	1.4	20.0	39.0	0.0130	460
	0.75	24/0.20	1.13	0.6	1.4	21.0	26.0	0.0114	580
	1	32/0.20	1.31	0.6	1.4	22.0	19.5	0.0104	690
	1.5	30/0.25	1.58	0.6	1.8	25.0	13.3	0.0089	950
	2.5	50/0.25	2.04	0.7	1.8	30.0	7.98	0.0081	1440
	4	56/0.30	2.59	0.8	2.2	37.0	4.95	0.0076	2220
	6	84/0.30	3.6	0.8	2.2	42.0	3.30	0.0061	3140
37	0.5	16/0.20	0.92	0.6	1.4	20.0	39.0	0.0130	460
	0.75	24/0.20	1.13	0.6	1.4	21.0	26.0	0.0114	590
	1	32/0.20	1.31	0.6	1.4	22.0	19.5	0.0104	700
	1.5	30/0.25	1.58	0.6	1.8	25.0	13.3	0.0089	960
	2.5	50/0.25	2.04	0.7	1.8	30.0	7.98	0.0081	1460
	4	56/0.30	2.59	0.8	2.2	37.0	4.95	0.0076	2260
	6	84/0.30	3.6	0.8	2.2	42.0	3.30	0.0061	3190

Caledonian Cables Manufacture

No. of core	Conductor			Insulation thickness	Sheath thickness	Overall diameter	Maximum conductor resistance (at 20°C)	Minimum insulation resistance (at 70°C)	Cable weight
	size	No. & dia. of wires	diameter						
	mm ²	No./mm	mm						
38	0.5	16/0.20	0.92	0.6	1.4	21.0	39.0	0.0130	490
	0.75	24/0.20	1.13	0.6	1.4	22.0	26.0	0.0114	620
	1	32/0.20	1.31	0.6	1.4	23.0	19.5	0.0104	740
	1.5	30/0.25	1.58	0.6	1.8	26.0	13.3	0.0089	1010
	2.5	50/0.25	2.04	0.7	1.8	31.0	7.98	0.0081	1540
	4	56/0.30	2.59	0.8	2.2	38.0	4.95	0.0076	2370
	6	84/0.30	3.6	0.8	2.2	44.0	3.30	0.0061	3340
39	0.5	16/0.20	0.92	0.6	1.4	21.0	39.0	0.0130	490
	0.75	24/0.20	1.13	0.6	1.4	22.0	26.0	0.0114	620
	1	32/0.20	1.31	0.6	1.4	23.0	19.5	0.0104	750
	1.5	30/0.25	1.58	0.6	1.8	26.0	13.3	0.0089	1020
	2.5	50/0.25	2.04	0.7	1.8	31.0	7.98	0.0081	1560
	4	56/0.30	2.59	0.8	2.2	38.0	4.95	0.0076	2400
	6	84/0.30	3.6	0.8	2.2	44.0	3.30	0.0061	3390
40	0.5	16/0.20	0.92	0.6	1.4	21.0	39.0	0.0130	500
	0.75	24/0.20	1.13	0.6	1.4	22.0	26.0	0.0114	630
	1	32/0.20	1.31	0.6	1.4	23.0	19.5	0.0104	750
	1.5	30/0.25	1.58	0.6	1.8	26.0	13.3	0.0089	1030
	2.5	50/0.25	2.04	0.7	1.8	31.0	7.98	0.0081	1570
	4	56/0.30	2.59	0.8	2.2	38.0	4.95	0.0076	2430
	6	84/0.30	3.6	0.8	2.2	44.0	3.30	0.0061	3430
41	0.5	16/0.20	0.92	0.6	1.4	22.0	39.0	0.0130	530
	0.75	24/0.20	1.13	0.6	1.4	23.0	26.0	0.0114	670
	1	32/0.20	1.31	0.6	1.8	25.0	19.5	0.0104	850
	1.5	30/0.25	1.58	0.6	1.8	27.0	13.3	0.0089	1100
	2.5	50/0.25	2.04	0.7	1.8	33.0	7.98	0.0081	1670
	4	56/0.30	2.59	0.8	2.2	40.0	4.95	0.0076	2580
	6	84/0.30	3.6	0.8	2.2	46.0	3.30	0.0061	3630





Addison Cables to IEC/TIS Standard

www.addison-tech.com

www.addison-cables.com

No. of core	Conductor			Insulation thickness	Sheath thickness	Overall diameter	Maximum conductor resistance (at 20°C)	Minimum insulation resistance (at 70°C)	Cable weight
	size	No. & dia. of wires	diameter						
	mm ²	No./mm	mm						
42	0.5	16/0.20	0.92	0.6	1.4	22.0	39.0	0.0130	540
	0.75	24/0.20	1.13	0.6	1.4	23.0	26.0	0.0114	680
	1	32/0.20	1.31	0.6	1.8	25.0	19.5	0.0104	860
	1.5	30/0.25	1.58	0.6	1.8	27.0	13.3	0.0089	1110
	2.5	50/0.25	2.04	0.7	1.8	33.0	7.98	0.0081	1690
	4	56/0.30	2.59	0.8	2.2	40.0	4.95	0.0076	2610
	6	84/0.30	3.6	0.8	2.2	46.0	3.30	0.0061	3680
43	0.5	16/0.20	0.92	0.6	1.4	22.0	39.0	0.0130	540
	0.75	24/0.20	1.13	0.6	1.4	23.0	26.0	0.0114	680
	1	32/0.20	1.31	0.6	1.8	25.0	19.5	0.0104	860
	1.5	30/0.25	1.58	0.6	1.8	27.0	13.3	0.0089	1120
	2.5	50/0.25	2.04	0.7	1.8	33.0	7.98	0.0081	1700
	4	56/0.30	2.59	0.8	2.2	40.0	4.95	0.0076	2620
	6	84/0.30	3.6	0.8	2.2	46.0	3.30	0.0061	3700
44	0.5	16/0.20	0.92	0.6	1.4	22.0	39.0	0.0130	540
	0.75	24/0.20	1.13	0.6	1.4	24.0	26.0	0.0114	690
	1	32/0.20	1.31	0.6	1.8	26.0	19.5	0.0104	870
	1.5	30/0.25	1.58	0.6	1.8	28.0	13.3	0.0089	1130
	2.5	50/0.25	2.04	0.7	1.8	34.0	7.98	0.0081	1720
	4	56/0.30	2.59	0.8	2.2	41.0	4.95	0.0076	2660
	6	84/0.30	3.6	0.8	2.6	48.0	3.30	0.0061	3860
45	0.5	16/0.20	0.92	0.6	1.4	22.0	39.0	0.0130	580
	0.75	24/0.20	1.13	0.6	1.4	24.0	26.0	0.0114	730
	1	32/0.20	1.31	0.6	1.8	26.0	19.5	0.0104	920
	1.5	30/0.25	1.58	0.6	1.8	28.0	13.3	0.0089	1190
	2.5	50/0.25	2.04	0.7	1.8	34.0	7.98	0.0081	1820
	4	56/0.30	2.59	0.8	2.2	41.0	4.95	0.0076	2810
	6	84/0.30	3.6	0.8	2.6	48.0	3.30	0.0061	4050

Caledonian Cables Manufacture

No. of core	Conductor			Insulation thickness	Sheath thickness	Overall diameter	Maximum conductor resistance (at 20°C)	Minimum insulation resistance (at 70°C)	Cable weight
	size	No. & dia. of wires	diameter						
	mm ²	No./mm	mm						
46	0.5	16/0.20	0.92	0.6	1.4	22.0	39.0	0.0130	570
	0.75	24/0.20	1.13	0.6	1.4	24.0	26.0	0.0114	730
	1	32/0.20	1.31	0.6	1.8	26.0	19.5	0.0104	920
	1.5	30/0.25	1.58	0.6	1.8	28.0	13.3	0.0089	1190
	2.5	50/0.25	2.04	0.7	1.8	34.0	7.98	0.0081	1820
	4	56/0.30	2.59	0.8	2.2	41.0	4.95	0.0076	2810
	6	84/0.30	3.6	0.8	2.6	48.0	3.30	0.0061	4060
47	0.5	16/0.20	0.92	0.6	1.4	22.0	39.0	0.0130	580
	0.75	24/0.20	1.13	0.6	1.4	24.0	26.0	0.0114	730
	1	32/0.20	1.31	0.6	1.8	26.0	19.5	0.0104	930
	1.5	30/0.25	1.58	0.6	1.8	28.0	13.3	0.0089	1200
	2.5	50/0.25	2.04	0.7	1.8	34.0	7.98	0.0081	1840
	4	56/0.30	2.59	0.8	2.2	41.0	4.95	0.0076	2850
	6	84/0.30	3.6	0.8	2.6	48.0	3.30	0.0061	4120
48	0.5	16/0.20	0.92	0.6	1.4	23.0	39.0	0.0130	580
	0.75	24/0.20	1.13	0.6	1.8	25.0	26.0	0.0114	790
	1	32/0.20	1.31	0.6	1.8	26.0	19.5	0.0104	940
	1.5	30/0.25	1.58	0.6	1.8	29.0	13.3	0.0089	1210
	2.5	50/0.25	2.04	0.7	1.8	34.0	7.98	0.0081	1860
	4	56/0.30	2.59	0.8	2.2	42.0	4.95	0.0076	2880
	6	84/0.30	3.6	0.8	2.6	49.0	3.30	0.0061	4170





FCVVS

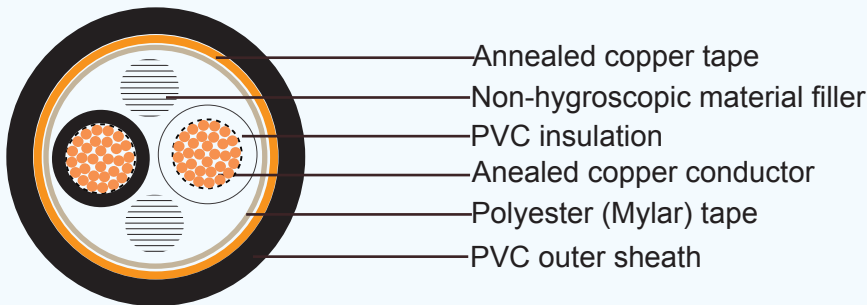
Application and Description:

For supervisory electrical equipment, station control circuits, outdoor, suitable installation in dry or wet cable trenches.

Reference Standard:

IEC 60502-1

Cable Construction:



Conductor: Flexible stranded annealed copper wires, Sizes: 0.5 mm² up to 6 mm²

Insulation: Polyvinyl chloride (PVC)

Color : 2-4 cores-Black, White, Red and Green ,More than 4 cores: Black core with marking numbers

Filler: Non-hygroscopic material(optional)

Binding tape: Polyester (Mylar) tape (optional)

Shield: Annealed copper tape, 0.1mm

Outer sheath: Polyvinyl chloride (PVC), Black color (A special flame retardant can be supplied)

Technical Characteristics:

Maximum conductor temperature 70°C

Circuit voltage not exceeding 600 volts

Test voltage 3500 volts

Caledonian Cables Manufacture

Cable Parameter:

No. of cores	Conductor			Insulation thickness	Outer Sheath thickness	Overall diameter	Max. conductor resistance (at 20°C)	Min. insulation resistance (at 70°C)	Cable weight
	size	No. & dia. of wires	diameter						
	mm ²	No./mm	mm						
2	0.5	16/0.20	0.92	0.6	1.2	10.5	39.0	0.0130	130
	0.75	24/0.20	1.13	0.6	1.2	11	26.0	0.0114	140
	1	32/0.20	1.31	0.6	1.2	11.5	19.5	0.0104	150
	1.5	30/0.25	1.58	0.6	1.3	12	13.3	0.0089	180
	2.5	50/0.25	2.04	0.7	1.3	13.5	7.98	0.0081	230
	4	56/0.30	2.59	0.8	1.3	15	4.95	0.0076	300
	6	84/0.30	3.6	0.8	1.4	17	3.30	0.0061	400
3	0.5	16/0.20	0.92	0.6	1.2	11	39.0	0.0130	140
	0.75	24/0.20	1.13	0.6	1.2	11.5	26.0	0.0114	160
	1	32/0.20	1.31	0.6	1.2	12	19.5	0.0104	170
	1.5	30/0.25	1.58	0.6	1.3	12.5	13.3	0.0089	200
	2.5	50/0.25	2.04	0.7	1.3	14	7.98	0.0081	270
	4	56/0.30	2.59	0.8	1.4	16	4.95	0.0076	360
	6	84/0.30	3.6	0.8	1.4	18	3.30	0.0061	480
4	0.5	16/0.20	0.92	0.6	1.2	11.5	39.0	0.0130	160
	0.75	24/0.20	1.13	0.6	1.3	12	26.0	0.0114	180
	1	32/0.20	1.31	0.6	1.3	12.5	19.5	0.0104	200
	1.5	30/0.25	1.58	0.6	1.3	13.5	13.3	0.0089	240
	2.5	50/0.25	2.04	0.7	1.3	15	7.98	0.0081	320
	4	56/0.30	2.59	0.8	1.4	17	4.95	0.0076	430
	6	84/0.30	3.6	0.8	1.4	19.5	3.30	0.0061	580
5	0.5	16/0.20	0.92	0.6	1.3	12.5	39.0	0.0130	190
	0.75	24/0.20	1.13	0.6	1.3	13	26.0	0.0114	210
	1	32/0.20	1.31	0.6	1.3	13.5	19.5	0.0104	230
	1.5	30/0.25	1.58	0.6	1.3	14	13.3	0.0089	280
	2.5	50/0.25	2.04	0.7	1.4	16	7.98	0.0081	380
	4	56/0.30	2.59	0.8	1.4	18.5	4.95	0.0076	520
	6	84/0.30	3.6	0.8	1.5	21	3.30	0.0061	700





Addison Cables to IEC/TIS Standard


www.addison-tech.com

www.addison-cables.com

No. of cores	Conductor			Insulation thickness	Outer Sheath thickness	Overall diameter	Max. conductor resistance (at 20°C)	Min. insulation resistance (at 70°C)	Cable weight
	size	No. & dia. of wires	diameter						
	mm ²	No./mm	mm						
6	0.5	16/0.20	0.92	0.6	1.3	13	39.0	0.0130	200
	0.75	24/0.20	1.13	0.6	1.3	13.5	26.0	0.0114	230
	1	32/0.20	1.31	0.6	1.3	14	19.5	0.0104	250
	1.5	30/0.25	1.58	0.6	1.3	15	13.3	0.0089	300
	2.5	50/0.25	2.04	0.7	1.4	17.5	7.98	0.0081	410
	4	56/0.30	2.59	0.8	1.5	20	4.95	0.0076	570
	6	84/0.30	3.6	0.8	1.5	23	3.30	0.0061	760
7	0.5	16/0.20	0.92	0.6	1.3	13	39.0	0.0130	200
	0.75	24/0.20	1.13	0.6	1.3	13.5	26.0	0.0114	230
	1	32/0.20	1.31	0.6	1.3	14	19.5	0.0104	260
	1.5	30/0.25	1.58	0.6	1.3	15	13.3	0.0089	310
	2.5	50/0.25	2.04	0.7	1.4	17.5	7.98	0.0081	440
	4	56/0.30	2.59	0.8	1.5	20	4.95	0.0076	610
	6	84/0.30	3.6	0.8	1.5	23	3.30	0.0061	820
8	0.5	16/0.20	0.92	0.6	1.3	13.5	39.0	0.0130	220
	0.75	24/0.20	1.13	0.6	1.3	14.5	26.0	0.0114	260
	1	32/0.20	1.31	0.6	1.4	15	19.5	0.0104	300
	1.5	30/0.25	1.58	0.6	1.4	16	13.3	0.0089	350
	2.5	50/0.25	2.04	0.7	1.5	18.5	7.98	0.0081	490
	4	56/0.30	2.59	0.8	1.5	21	4.95	0.0076	680
	6	84/0.30	3.6	0.8	1.6	25	3.30	0.0061	930
9	0.5	16/0.20	0.92	0.6	1.3	14.5	39.0	0.0130	240
	0.75	24/0.20	1.13	0.6	1.4	15.5	26.0	0.0114	290
	1	32/0.20	1.31	0.6	1.4	16	19.5	0.0104	330
	1.5	30/0.25	1.58	0.6	1.4	17	13.3	0.0089	390
	2.5	50/0.25	2.04	0.7	1.5	20	7.98	0.0081	550
	4	56/0.30	2.59	0.8	1.6	23	4.95	0.0076	770
	6	84/0.30	3.6	0.8	1.7	26.5	3.30	0.0061	1050

Caledonian Cables Manufacture

No. of cores	Conductor			Insulation thickness	Outer Sheath thickness	Overall diameter	Max. conductor resistance (at 20°C)	Min. insulation resistance (at 70°C)	Cable weight
	size	No. & dia. of wires	diameter						
	mm ²	No./mm	mm						
10	0.5	16/0.20	0.92	0.6	1.3	15.5	39.0	0.0130	260
	0.75	24/0.20	1.13	0.6	1.4	16.5	26.0	0.0114	310
	1	32/0.20	1.31	0.6	1.4	17	19.5	0.0104	350
	1.5	30/0.25	1.58	0.6	1.4	18	13.3	0.0089	420
	2.5	50/0.25	2.04	0.7	1.5	21	7.98	0.0081	600
	4	56/0.30	2.59	0.8	1.6	24.5	4.95	0.0076	840
	6	84/0.30	3.6	0.8	1.7	29	3.30	0.0061	1150
11	0.5	16/0.20	0.92	0.6	1.3	15.5	39.0	0.0130	280
	0.75	24/0.20	1.13	0.6	1.4	17	26.0	0.0114	340
	1	32/0.20	1.31	0.6	1.4	17.5	19.5	0.0104	380
	1.5	30/0.25	1.58	0.6	1.4	18.5	13.3	0.0089	460
	2.5	50/0.25	2.04	0.7	1.5	21.5	7.98	0.0081	650
	4	56/0.30	2.59	0.8	1.6	25	4.95	0.0076	920
	6	84/0.30	3.6	0.8	1.7	29.5	3.30	0.0061	1260
12	0.5	16/0.20	0.92	0.6	1.4	16	39.0	0.0130	290
	0.75	24/0.20	1.13	0.6	1.4	17	26.0	0.0114	340
	1	32/0.20	1.31	0.6	1.4	17.5	19.5	0.0104	390
	1.5	30/0.25	1.58	0.6	1.4	18.5	13.3	0.0089	470
	2.5	50/0.25	2.04	0.7	1.5	21.5	7.98	0.0081	670
	4	56/0.30	2.59	0.8	1.6	25	4.95	0.0076	960
	6	84/0.30	3.6	0.8	1.7	29.5	3.30	0.0061	1310
13	0.5	16/0.20	0.92	0.6	1.4	16.5	39.0	0.0130	320
	0.75	24/0.20	1.13	0.6	1.4	17.5	26.0	0.0114	370
	1	32/0.20	1.31	0.6	1.4	18	19.5	0.0104	420
	1.5	30/0.25	1.58	0.6	1.5	19.5	13.3	0.0089	520
	2.5	50/0.25	2.04	0.7	1.6	23	7.98	0.0081	740
	4	56/0.30	2.59	0.8	1.7	26.5	4.95	0.0076	1060
	6	84/0.30	3.6	0.8	1.7	31	3.30	0.0061	1430





Addison Cables to IEC/TIS Standard

www.addison-tech.com

www.addison-cables.com

No. of cores	Conductor			Insulation thickness	Outer Sheath thickness	Overall diameter	Max. conductor resistance (at 20°C)	Min. insulation resistance (at 70°C)	Cable weight
	size	No. & dia. of wires	diameter						
	mm ²	No./mm	mm						
14	0.5	16/0.20	0.92	0.6	1.4	16.5	39.0	0.0130	320
	0.75	24/0.20	1.13	0.6	1.4	17.5	26.0	0.0114	380
	1	32/0.20	1.31	0.6	1.4	18	19.5	0.0104	430
	1.5	30/0.25	1.58	0.6	1.5	19.5	13.3	0.0089	530
	2.5	50/0.25	2.04	0.7	1.6	23	7.98	0.0081	760
	4	56/0.30	2.59	0.8	1.7	26.5	4.95	0.0076	1090
	6	84/0.30	3.6	0.8	1.7	31	3.30	0.0061	1480
15	0.5	16/0.20	0.92	0.6	1.4	17	39.0	0.0130	350
	0.75	24/0.20	1.13	0.6	1.4	18	26.0	0.0114	410
	1	32/0.20	1.31	0.6	1.5	19	19.5	0.0104	480
	1.5	30/0.25	1.58	0.6	1.5	20.5	13.3	0.0089	580
	2.5	50/0.25	2.04	0.7	1.6	24	7.98	0.0081	830
	4	56/0.30	2.59	0.8	1.7	28	4.95	0.0076	1190
	6	84/0.30	3.6	0.8	1.8	33	3.30	0.0061	1630
16	0.5	16/0.20	0.92	0.6	1.4	17	39.0	0.0130	350
	0.75	24/0.20	1.13	0.6	1.4	18	26.0	0.0114	420
	1	32/0.20	1.31	0.6	1.5	19	19.5	0.0104	480
	1.5	30/0.25	1.58	0.6	1.5	20.5	13.3	0.0089	590
	2.5	50/0.25	2.04	0.7	1.6	24	7.98	0.0081	850
	4	56/0.30	2.59	0.8	1.7	28	4.95	0.0076	1220
	6	84/0.30	3.6	0.8	1.8	33	3.30	0.0061	1680
17	0.5	16/0.20	0.92	0.6	1.4	18	39.0	0.0130	380
	0.75	24/0.20	1.13	0.6	1.5	19	26.0	0.0114	460
	1	32/0.20	1.31	0.6	1.5	20	19.5	0.0104	520
	1.5	30/0.25	1.58	0.6	1.5	21.5	13.3	0.0089	640
	2.5	50/0.25	2.04	0.7	1.6	25	7.98	0.0081	920
	4	56/0.30	2.59	0.8	1.8	29.5	4.95	0.0076	1340
	6	84/0.30	3.6	0.8	1.8	34.5	3.30	0.0061	1820

Caledonian Cables Manufacture

No. of cores	Conductor			Insulation thickness	Outer Sheath thickness	Overall diameter	Max. conductor resistance (at 20°C)	Min. insulation resistance (at 70°C)	Cable weight
	size	No. & dia. of wires	diameter						
	mm ²	No./mm	mm						
18	0.5	16/0.20	0.92	0.6	1.4	18	39.0	0.0130	380
	0.75	24/0.20	1.13	0.6	1.5	19	26.0	0.0114	460
	1	32/0.20	1.31	0.6	1.5	20	19.5	0.0104	530
	1.5	30/0.25	1.58	0.6	1.5	21.5	13.3	0.0089	650
	2.5	50/0.25	2.04	0.7	1.6	25	7.98	0.0081	940
	4	56/0.30	2.59	0.8	1.8	29.5	4.95	0.0076	1370
	6	84/0.30	3.6	0.8	1.8	34.5	3.30	0.0061	1870
19	0.5	16/0.20	0.92	0.6	1.4	18	39.0	0.0130	390
	0.75	24/0.20	1.13	0.6	1.5	19	26.0	0.0114	470
	1	32/0.20	1.31	0.6	1.5	20	19.5	0.0104	540
	1.5	30/0.25	1.58	0.6	1.5	21.5	13.3	0.0089	660
	2.5	50/0.25	2.04	0.7	1.6	25	7.98	0.0081	960
	4	56/0.30	2.59	0.8	1.8	29.5	4.95	0.0076	1400
	6	84/0.30	3.6	0.8	1.8	34.5	3.30	0.0061	1920
20	0.5	16/0.20	0.92	0.6	1.4	18.5	39.0	0.0130	420
	0.75	24/0.20	1.13	0.6	1.5	20	26.0	0.0114	500
	1	32/0.20	1.31	0.6	1.5	21	19.5	0.0104	580
	1.5	30/0.25	1.58	0.6	1.6	22.5	13.3	0.0089	720
	2.5	50/0.25	2.04	0.7	1.7	26.5	7.98	0.0081	1050
	4	56/0.30	2.59	0.8	1.8	31	4.95	0.0076	1510
	6	84/0.30	3.6	0.8	1.9	36.5	3.30	0.0061	2080
21	0.5	16/0.20	0.92	0.6	1.4	18.5	39.0	0.0130	420
	0.75	24/0.20	1.13	0.6	1.5	20	26.0	0.0114	510
	1	32/0.20	1.31	0.6	1.5	21	19.5	0.0104	580
	1.5	30/0.25	1.58	0.6	1.6	22.5	13.3	0.0089	730
	2.5	50/0.25	2.04	0.7	1.7	26.5	7.98	0.0081	1060
	4	56/0.30	2.59	0.8	1.8	31	4.95	0.0076	1530
	6	84/0.30	3.6	0.8	1.9	36.5	3.30	0.0061	2120





Addison Cables to IEC/TIS Standard

www.addison-tech.com

www.addison-cables.com

No. of cores	Conductor			Insulation thickness	Outer Sheath thickness	Overall diameter	Max. conductor resistance (at 20°C)	Min. insulation resistance (at 70°C)	Cable weight
	size	No. & dia. of wires	diameter						
	mm ²	No./mm	mm						
22	0.5	16/0.20	0.92	0.6	1.5	19.5	39.0	0.0130	460
	0.75	24/0.20	1.13	0.6	1.5	20.5	26.0	0.0114	550
	1	32/0.20	1.31	0.6	1.5	21.5	19.5	0.0104	630
	1.5	30/0.25	1.58	0.6	1.6	23.5	13.3	0.0089	780
	2.5	50/0.25	2.04	0.7	1.7	27.5	7.98	0.0081	1140
	4	56/0.30	2.59	0.8	1.8	32	4.95	0.0076	1650
	6	84/0.30	3.6	0.8	1.9	38	3.30	0.0061	2280
23	0.5	16/0.20	0.92	0.6	1.5	19.5	39.0	0.0130	460
	0.75	24/0.20	1.13	0.6	1.5	20.5	26.0	0.0114	550
	1	32/0.20	1.31	0.6	1.5	21.5	19.5	0.0104	630
	1.5	30/0.25	1.58	0.6	1.6	23.5	13.3	0.0089	790
	2.5	50/0.25	2.04	0.7	1.7	27.5	7.98	0.0081	1150
	4	56/0.30	2.59	0.8	1.8	32	4.95	0.0076	1660
	6	84/0.30	3.6	0.8	1.9	38	3.30	0.0061	2310
24	0.5	16/0.20	0.92	0.6	1.5	20.5	39.0	0.0130	480
	0.75	24/0.20	1.13	0.6	1.5	21.5	26.0	0.0114	570
	1	32/0.20	1.31	0.6	1.6	23	19.5	0.0104	670
	1.5	30/0.25	1.58	0.6	1.6	24.5	13.3	0.0089	820
	2.5	50/0.25	2.04	0.7	1.7	29	7.98	0.0081	1200
	4	56/0.30	2.59	0.8	1.9	34	4.95	0.0076	1750
	6	84/0.30	3.6	0.8	2	41	3.30	0.0061	2460
25	0.5	16/0.20	0.92	0.6	1.5	21	39.0	0.0130	500
	0.75	24/0.20	1.13	0.6	1.5	22	26.0	0.0114	600
	1	32/0.20	1.31	0.6	1.6	23.5	19.5	0.0104	700
	1.5	30/0.25	1.58	0.6	1.6	25	13.3	0.0089	870
	2.5	50/0.25	2.04	0.7	1.7	29.5	7.98	0.0081	1270
	4	56/0.30	2.59	0.8	1.9	35	4.95	0.0076	1850
	6	84/0.30	3.6	0.8	2	41.5	3.30	0.0061	2600

Caledonian Cables Manufacture

No. of cores	Conductor			Insulation thickness	Outer Sheath thickness	Overall diameter	Max. conductor resistance (at 20°C)	Min. insulation resistance (at 70°C)	Cable weight
	size	No. & dia. of wires	diameter						
	mm ²	No./mm	mm						
26	0.5	16/0.20	0.92	0.6	1.5	21	39.0	0.0130	510
	0.75	24/0.20	1.13	0.6	1.5	22	26.0	0.0114	610
	1	32/0.20	1.31	0.6	1.6	23.5	19.5	0.0104	710
	1.5	30/0.25	1.58	0.6	1.6	25	13.3	0.0089	880
	2.5	50/0.25	2.04	0.7	1.7	29.5	7.98	0.0081	1290
	4	56/0.30	2.59	0.8	1.9	35	4.95	0.0076	1880
	6	84/0.30	3.6	0.8	2	41.5	3.30	0.0061	2650
27	0.5	16/0.20	0.92	0.6	1.5	21	39.0	0.0130	510
	0.75	24/0.20	1.13	0.6	1.5	22	26.0	0.0114	610
	1	32/0.20	1.31	0.6	1.6	23.5	19.5	0.0104	720
	1.5	30/0.25	1.58	0.6	1.6	25	13.3	0.0089	890
	2.5	50/0.25	2.04	0.7	1.8	29.5	7.98	0.0081	1320
	4	56/0.30	2.59	0.8	1.9	35	4.95	0.0076	1920
	6	84/0.30	3.6	0.8	2	41.5	3.30	0.0061	2700
28	0.5	16/0.20	0.92	0.6	1.5	21.5	39.0	0.0130	540
	0.75	24/0.20	1.13	0.6	1.6	23	26.0	0.0114	660
	1	32/0.20	1.31	0.6	1.6	24	19.5	0.0104	760
	1.5	30/0.25	1.58	0.6	1.7	26	13.3	0.0089	950
	2.5	50/0.25	2.04	0.7	1.8	30.5	7.98	0.0081	1390
	4	56/0.30	2.59	0.8	1.9	36	4.95	0.0076	2020
	6	84/0.30	3.6	0.8	2.1	43.5	3.30	0.0061	2870
29	0.5	16/0.20	0.92	0.6	1.5	21.5	39.0	0.0130	540
	0.75	24/0.20	1.13	0.6	1.6	23	26.0	0.0114	660
	1	32/0.20	1.31	0.6	1.6	24	19.5	0.0104	770
	1.5	30/0.25	1.58	0.6	1.7	26	13.3	0.0089	960
	2.5	50/0.25	2.04	0.7	1.8	30.5	7.98	0.0081	1420
	4	56/0.30	2.59	0.8	1.9	36	4.95	0.0076	2060
	6	84/0.30	3.6	0.8	2.1	43.5	3.30	0.0061	2920





Addison Cables to IEC/TIS Standard

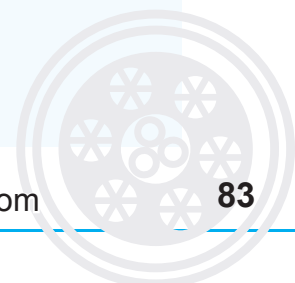
www.addison-tech.com

www.addison-cables.com

No. of cores	Conductor			Insulation thickness	Outer Sheath thickness	Overall diameter	Max. conductor resistance (at 20°C)	Min. insulation resistance (at 70°C)	Cable weight
	size	No. & dia. of wires	diameter						
	mm ²	No./mm	mm						
30	0.5	16/0.20	0.92	0.6	1.5	21.5	39.0	0.0130	550
	0.75	24/0.20	1.13	0.6	1.6	23	26.0	0.0114	670
	1	32/0.20	1.31	0.6	1.6	24	19.5	0.0104	780
	1.5	30/0.25	1.58	0.6	1.7	26	13.3	0.0089	980
	2.5	50/0.25	2.04	0.7	1.8	30.5	7.98	0.0081	1440
	4	56/0.30	2.59	0.8	1.9	36	4.95	0.0076	2090
	6	84/0.30	3.6	0.8	2.1	43.5	3.30	0.0061	2970
31	0.5	16/0.20	0.92	0.6	1.5	22	39.0	0.0130	580
	0.75	24/0.20	1.13	0.6	1.6	23.5	26.0	0.0114	710
	1	32/0.20	1.31	0.6	1.6	25	19.5	0.0104	820
	1.5	30/0.25	1.58	0.6	1.7	27	13.3	0.0089	1030
	2.5	50/0.25	2.04	0.7	1.8	31.5	7.98	0.0081	1520
	4	56/0.30	2.59	0.8	2	38	4.95	0.0076	2260
	6	84/0.30	3.6	0.8	2.1	45	3.30	0.0061	3140
32	0.5	16/0.20	0.92	0.6	1.5	22	39.0	0.0130	580
	0.75	24/0.20	1.13	0.6	1.6	23.5	26.0	0.0114	710
	1	32/0.20	1.31	0.6	1.6	25	19.5	0.0104	830
	1.5	30/0.25	1.58	0.6	1.7	27	13.3	0.0089	1040
	2.5	50/0.25	2.04	0.7	1.8	31.5	7.98	0.0081	1540
	4	56/0.30	2.59	0.8	2	38	4.95	0.0076	2290
	6	84/0.30	3.6	0.8	2.1	45	3.30	0.0061	3190
33	0.5	16/0.20	0.92	0.6	1.5	22	39.0	0.0130	590
	0.75	24/0.20	1.13	0.6	1.6	23.5	26.0	0.0114	720
	1	32/0.20	1.31	0.6	1.6	25	19.5	0.0104	840
	1.5	30/0.25	1.58	0.6	1.7	27	13.3	0.0089	1060
	2.5	50/0.25	2.04	0.7	1.8	31.5	7.98	0.0081	1560
	4	56/0.30	2.59	0.8	2	38	4.95	0.0076	2330
	6	84/0.30	3.6	0.8	2.1	45	3.30	0.0061	3240

Caledonian Cables Manufacture

No. of cores	Conductor			Insulation thickness	Outer Sheath thickness	Overall diameter	Max. conductor resistance (at 20°C)	Min. insulation resistance (at 70°C)	Cable weight
	size	No. & dia. of wires	diameter						
	mm ²	No./mm	mm						
34	0.5	16/0.20	0.92	0.6	1.6	23	39.0	0.0130	630
	0.75	24/0.20	1.13	0.6	1.6	24.5	26.0	0.0114	760
	1	32/0.20	1.31	0.6	1.6	25.5	19.5	0.0104	880
	1.5	30/0.25	1.58	0.6	1.7	27.5	13.3	0.0089	1110
	2.5	50/0.25	2.04	0.7	1.9	33	7.98	0.0081	1660
	4	56/0.30	2.59	0.8	2	39	4.95	0.0076	2450
	6	84/0.30	3.6	0.8	2.2	46.5	3.30	0.0061	3420
35	0.5	16/0.20	0.92	0.6	1.6	23	39.0	0.0130	640
	0.75	24/0.20	1.13	0.6	1.6	24.5	26.0	0.0114	770
	1	32/0.20	1.31	0.6	1.6	25.5	19.5	0.0104	890
	1.5	30/0.25	1.58	0.6	1.7	27.5	13.3	0.0089	1120
	2.5	50/0.25	2.04	0.7	1.9	33	7.98	0.0081	1680
	4	56/0.30	2.59	0.8	2	39	4.95	0.0076	2480
	6	84/0.30	3.6	0.8	2.2	46.5	3.30	0.0061	3480
36	0.5	16/0.20	0.92	0.6	1.6	23	39.0	0.0130	640
	0.75	24/0.20	1.13	0.6	1.6	24.5	26.0	0.0114	770
	1	32/0.20	1.31	0.6	1.6	25.5	19.5	0.0104	900
	1.5	30/0.25	1.58	0.6	1.7	27.5	13.3	0.0089	1140
	2.5	50/0.25	2.04	0.7	1.9	33	7.98	0.0081	1700
	4	56/0.30	2.59	0.8	2	39	4.95	0.0076	2520
	6	84/0.30	3.6	0.8	2.2	46.5	3.30	0.0061	3530
37	0.5	16/0.20	0.92	0.6	1.6	23	39.0	0.0130	640
	0.75	24/0.20	1.13	0.6	1.6	24.5	26.0	0.0114	780
	1	32/0.20	1.31	0.6	1.6	25.5	19.5	0.0104	910
	1.5	30/0.25	1.58	0.6	1.7	27.5	13.3	0.0089	1150
	2.5	50/0.25	2.04	0.7	1.9	33	7.98	0.0081	1720
	4	56/0.30	2.59	0.8	2	39	4.95	0.0076	2550
	6	84/0.30	3.6	0.8	2.2	46.5	3.30	0.0061	3580





Addison Cables to IEC/TIS Standard

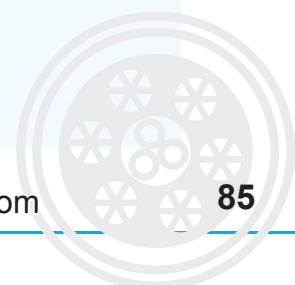
www.addison-tech.com

www.addison-cables.com

No. of cores	Conductor			Insulation thickness	Outer Sheath thickness	Overall diameter	Max. conductor resistance (at 20°C)	Min. insulation resistance (at 70°C)	Cable weight
	size	No. & dia. of wires	diameter						
	mm ²	No./mm	mm						
38	0.5	16/0.20	0.92	0.6	1.6	23.5	39.0	0.0130	680
	0.75	24/0.20	1.13	0.6	1.6	25	26.0	0.0114	820
	1	32/0.20	1.31	0.6	1.7	26.5	19.5	0.0104	970
	1.5	30/0.25	1.58	0.6	1.7	28.5	13.3	0.0089	1210
	2.5	50/0.25	2.04	0.7	1.9	34	7.98	0.0081	1800
	4	56/0.30	2.59	0.8	2.1	41	4.95	0.0076	2700
	6	84/0.30	3.6	0.8	2.2	48.5	3.30	0.0061	3750
39	0.5	16/0.20	0.92	0.6	1.6	23.5	39.0	0.0130	680
	0.75	24/0.20	1.13	0.6	1.6	25	26.0	0.0114	830
	1	32/0.20	1.31	0.6	1.7	26.5	19.5	0.0104	980
	1.5	30/0.25	1.58	0.6	1.7	28.5	13.3	0.0089	1220
	2.5	50/0.25	2.04	0.7	1.9	34	7.98	0.0081	1830
	4	56/0.30	2.59	0.8	2.1	41	4.95	0.0076	2730
	6	84/0.30	3.6	0.8	2.2	48.5	3.30	0.0061	3800
40	0.5	16/0.20	0.92	0.6	1.6	23.5	39.0	0.0130	680
	0.75	24/0.20	1.13	0.6	1.6	25	26.0	0.0114	830
	1	32/0.20	1.31	0.6	1.7	26.5	19.5	0.0104	980
	1.5	30/0.25	1.58	0.6	1.7	28.5	13.3	0.0089	1230
	2.5	50/0.25	2.04	0.7	1.9	34	7.98	0.0081	1840
	4	56/0.30	2.59	0.8	2.1	41	4.95	0.0076	2750
	6	84/0.30	3.6	0.8	2.2	48.5	3.30	0.0061	3840
41	0.5	16/0.20	0.92	0.6	1.6	25	39.0	0.0130	740
	0.75	24/0.20	1.13	0.6	1.7	27	26.0	0.0114	900
	1	32/0.20	1.31	0.6	1.7	28.5	19.5	0.0104	1050
	1.5	30/0.25	1.58	0.6	1.8	31	13.3	0.0089	1320
	2.5	50/0.25	2.04	0.7	1.9	36.5	7.98	0.0081	1960
	4	56/0.30	2.59	0.8	2.1	44	4.95	0.0076	2920
	6	84/0.30	3.6	0.8	2.3	52.5	3.30	0.0061	4090

Caledonian Cables Manufacture

No. of cores	Conductor			Insulation thickness	Outer Sheath thickness	Overall diameter	Max. conductor resistance (at 20°C)	Min. insulation resistance (at 70°C)	Cable weight
	size	No. & dia. of wires	diameter						
	mm ²	No./mm	mm						
42	0.5	16/0.20	0.92	0.6	1.6	25	39.0	0.0130	740
	0.75	24/0.20	1.13	0.6	1.7	27	26.0	0.0114	910
	1	32/0.20	1.31	0.6	1.7	28.5	19.5	0.0104	1060
	1.5	30/0.25	1.58	0.6	1.8	31	13.3	0.0089	1330
	2.5	50/0.25	2.04	0.7	1.9	36.5	7.98	0.0081	1980
	4	56/0.30	2.59	0.8	2.1	44	4.95	0.0076	2960
	6	84/0.30	3.6	0.8	2.3	52.5	3.30	0.0061	4140
43	0.5	16/0.20	0.92	0.6	1.6	25	39.0	0.0130	740
	0.75	24/0.20	1.13	0.6	1.7	27	26.0	0.0114	910
	1	32/0.20	1.31	0.6	1.7	28.5	19.5	0.0104	1060
	1.5	30/0.25	1.58	0.6	1.8	31	13.3	0.0089	1340
	2.5	50/0.25	2.04	0.7	1.9	36.5	7.98	0.0081	1990
	4	56/0.30	2.59	0.8	2.1	44	4.95	0.0076	2970
	6	84/0.30	3.6	0.8	2.3	52.5	3.30	0.0061	4170
44	0.5	16/0.20	0.92	0.6	1.6	25	39.0	0.0130	750
	0.75	24/0.20	1.13	0.6	1.7	27	26.0	0.0114	920
	1	32/0.20	1.31	0.6	1.7	28.5	19.5	0.0104	1070
	1.5	30/0.25	1.58	0.6	1.8	31	13.3	0.0089	1350
	2.5	50/0.25	2.04	0.7	2	37.5	7.98	0.0081	2070
	4	56/0.30	2.59	0.8	2.2	44	4.95	0.0076	3030
	6	84/0.30	3.6	0.8	2.3	53	3.30	0.0061	4280
45	0.5	16/0.20	0.92	0.6	1.6	25.5	39.0	0.0130	780
	0.75	24/0.20	1.13	0.6	1.7	27.5	26.0	0.0114	960
	1	32/0.20	1.31	0.6	1.7	29	19.5	0.0104	1120
	1.5	30/0.25	1.58	0.6	1.8	31.5	13.3	0.0089	1420
	2.5	50/0.25	2.04	0.7	2	38	7.98	0.0081	2170
	4	56/0.30	2.59	0.8	2.2	45	4.95	0.0076	3180
	6	84/0.30	3.6	0.8	2.3	53.5	3.30	0.0061	4480





Addison Cables to IEC/TIS Standard

www.addison-tech.com

www.addison-cables.com

No. of cores	Conductor			Insulation thickness	Outer Sheath thickness	Overall diameter	Max. conductor resistance (at 20°C)	Min. insulation resistance (at 70°C)	Cable weight
	size	No. & dia. of wires	diameter						
	mm ²	No./mm	mm						
46	0.5	16/0.20	0.92	0.6	1.6	25.5	39.0	0.0130	780
	0.75	24/0.20	1.13	0.6	1.7	27.5	26.0	0.0114	960
	1	32/0.20	1.31	0.6	1.7	29	19.5	0.0104	1120
	1.5	30/0.25	1.58	0.6	1.8	31.5	13.3	0.0089	1420
	2.5	50/0.25	2.04	0.7	2	38	7.98	0.0081	2170
	4	56/0.30	2.59	0.8	2.2	45	4.95	0.0076	3190
	6	84/0.30	3.6	0.8	2.3	53.5	3.30	0.0061	4500
47	0.5	16/0.20	0.92	0.6	1.6	25.5	39.0	0.0130	780
	0.75	24/0.20	1.13	0.6	1.7	27.5	26.0	0.0114	970
	1	32/0.20	1.31	0.6	1.7	29	19.5	0.0104	1130
	1.5	30/0.25	1.58	0.6	1.8	31.5	13.3	0.0089	1430
	2.5	50/0.25	2.04	0.7	2	38	7.98	0.0081	2190
	4	56/0.30	2.59	0.8	2.2	45	4.95	0.0076	3220
	6	84/0.30	3.6	0.8	2.3	53.5	3.30	0.0061	4550
48	0.5	16/0.20	0.92	0.6	1.6	25.5	39.0	0.0130	790
	0.75	24/0.20	1.13	0.6	1.7	27.5	26.0	0.0114	980
	1	32/0.20	1.31	0.6	1.7	29	19.5	0.0104	1140
	1.5	30/0.25	1.58	0.6	1.8	31.5	13.3	0.0089	1450
	2.5	50/0.25	2.04	0.7	2	38	7.98	0.0081	2220
	4	56/0.30	2.59	0.8	2.2	45	4.95	0.0076	3270
	6	84/0.30	3.6	0.8	2.4	54	3.30	0.0061	4650

Caledonian Cables Manufacture

VV

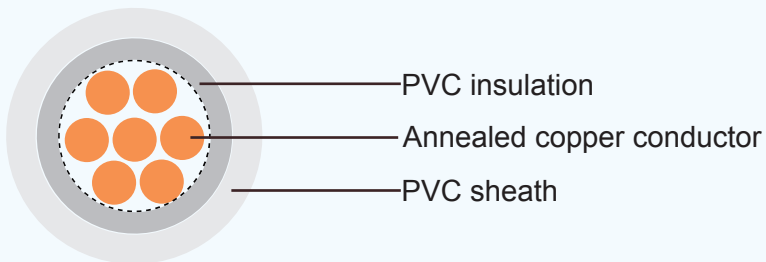
Application and Description:

For exposed fix installation in dry location, surface wiring, concealed wiring in wooden partition or above ceiling, embedded in plaster.

Reference Standard:

TIS 11-2531

Cable Construction:



Conductor: Solid and stranded annealed copper, Sizes: 1 mm² up to 35 mm²

Insulation: Polyvinyl chloride (PVC), light gray color

Sheath: Polyvinyl chloride (PVC), white color

Technical Characteristics:

Maximum conductor temperature 70°C

Circuit voltage not exceeding 750 volts

Test voltage 2500 volts





Cable Parameter

No. of cores	Conductor		Insulation thickness	Sheath thickness	Overall diameter	Maximum continuous current rating in free air	Min. insulation Resistance (at70°C)	Cable weight
	size	No. & dia. of wire						
	mm ²	No./mm						
1	1	1/1.13	0.8	1	5.4	15	0.0141	35
1	1	7/0.40	0.8	1	5.6	15	0.0135	35
1	1.5	1/1.38	0.8	1	5.8	20	0.0123	41
1	1.5	7/0.50	0.8	1	6	20	0.0116	41
1	2.5	1/1.78	0.8	1.2	6.6	27	0.0102	60
1	2.5	7/0.67	0.8	1.2	7	27	0.0093	60
1	4	1/2.25	0.9	1.2	7.4	36	0.0094	80
1	4	7/0.85	0.9	1.2	7.8	36	0.0085	80
1	6	7/1.04	0.9	1.4	8.8	47	0.0073	120
1	10	7/1.35	1.1	1.4	10.5	66	0.0069	170
1	16	7/1.70	1.1	1.5	11.5	88	0.0057	250
1	25	7/2.14	1.3	1.5	13.5	118	0.0054	360
1	35	19/1.53	1.3	1.6	15	145	0.0047	470

Caledonian Cables Manufacture

VVF

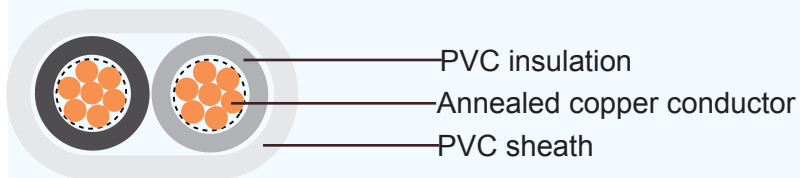
Application and Description:

For exposed fix installation in dry location, surface wiring, concealed wiring in wooden partition or above ceiling, embedded in plaster.

Reference Standard:

TIS 11-2531

Cable Construction:



Conductor: Solid and stranded annealed copper, Sizes: 1 mm² up to 35 mm²

Insulation: Polyvinyl chloride (PVC)

Color : Light grey, Black

Sheath: Polyvinyl chloride (PVC), white color

Technical Characteristics:

Maximum conductor temperature 70°C

Circuit voltage not exceeding 750 volts

Test voltage 2500 volts





Cable Parameter

No. of cores	Conductor		Insulation thickness	Sheath thickness	Overall diameter		Maximum continuous current rating in free air	Min. insulation resistance (at20°C)	Cable weight
	size	No. & dia. Of wires			lower limit	upper limit			
	mm ²	No./mm			mm	mm			
2	1	1/1.13	0.8	1.4	5.2 x 8.0	6.4 x 9.4	13	0.0141	75
2	1	7/0.40	0.8	1.4	5.4 x 8.0	6.6 x 9.8	13	0.0135	75
2	1.5	1/1.38	0.8	1.4	5.6 x 8.4	6.6 x 10.0	17	0.0123	90
2	1.5	7/0.50	0.8	1.4	5.6 x 8.6	7.0 x 10.5	17	0.0116	90
2	2.5	1/1.78	0.8	1.4	5.8 x 9.2	7.2 x 11.0	22	0.0102	110
2	2.5	7/0.67	0.8	1.4	6.2 x 9.6	7.4 x 11.5	22	0.0093	110
2	4	1/2.25	0.9	1.4	6.6 x 10.5	7.8 x 12.5	30	0.0094	160
2	4	7/0.85	0.9	1.4	6.8 x 11.0	8.2 x 13.0	30	0.0085	160
2	6	7/1.04	0.9	1.4	7.4 x 12.0	8.8 x 14.5	37	0.0073	220
2	10	7/1.35	1.1	1.5	8.8 x 15.0	10.5 x 17.0	52	0.0069	340
2	16	7/1.70	1.1	1.5	9.8 x 17.0	11.5 x 19.5	69	0.0057	480
2	25	7/2.14	1.3	1.6	11.5 x 20.5	13.5 x 23.5	91	0.0054	720
2	35	19/1.53	1.3	1.7	13.0 x 23.0	15.0 x 26.5	112	0.0047	940

Caledonian Cables Manufacture

VVF-GRD

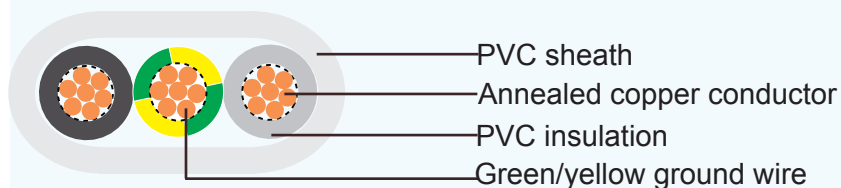
Application and Description:

For exposed fix installation in dry location, surface wiring, concealed wiring in wooden partition or above ceiling, embedded in plaster.

Reference Standard:

TIS 11-2531

Cable Construction:



Conductor: Solid and stranded annealed copper, Sizes: 1 mm² up to 35 mm²

Insulation: Polyvinyl chloride (PVC)

Color : Light grey, Black, Ground core:Green/Yellow

Sheath: Polyvinyl chloride (PVC), white color

Technical Characteristics:

Maximum conductor temperature 70°C

Circuit voltage not exceeding 750 volts

Test voltage 2500 volts





Cable Parameter

No. of cores	Conductor			Ground Conductor			Thick-ness of Sheath	Overall diameter		Maximum continuous current rating in free air	Minimum insulation resistance (at 70°C)	Cable weight
	Size	No.& dia. of wires	Thick-ness of insula-tion	Size	No.& dia. of wires	Thick-ness of insula-tion		Lower limit	Upper limit			
	mm ²	No./mm	mm	mm ²	No./mm	mm		mm	mm			
2+1	1	1/1.13	0.8	1	1/1.13	0.6	1.4	5.2 x 10.0	6.4 x 12.0	13	0.0141	100
2+1	1	7/0.40	0.8	1	7/0.40	0.6	1.4	5.4 x 10.0	6.6 x 12.5	13	0.0135	100
2+1	1.5	1/1.38	0.8	1	1/1.13	0.6	1.4	5.6 x 10.5	6.6 x 12.5	17	0.0123	120
2+1	1.5	7/0.50	0.8	1	7/0.40	0.6	1.4	5.6 x 11.0	7.0 x 13.0	17	0.0116	120
2+1	2.5	1/1.78	0.8	1.5	1/1.38	0.6	1.4	5.8 x 11.5	7.2 x 14.0	22	0.0102	150
2+1	2.5	7/0.67	0.8	1.5	7/0.50	0.6	1.4	6.2 x 12.0	7.4 x 14.5	22	0.0093	150
2+1	4	1/2.25	0.9	2.5	1/1.78	0.6	1.4	6.6 x 13.0	7.8 x 15.5	30	0.0094	210
2+1	4	7/0.85	0.9	2.5	7/0.67	0.6	1.4	6.8 x 14.0	8.2 x 16.5	30	0.0085	210
2+1	6	7/1.04	0.9	4	7/0.85	0.6	1.4	7.4 x 15.5	8.8 x 18.5	39	0.0073	290
2+1	10	7/1.35	1.1	4	7/0.85	0.6	1.5	8.8 x 18.5	10.5 x 21.5	53	0.0069	420
2+1	16	7/1.70	1.1	6	7/1.04	0.6	1.5	9.8 x 21.0	11.5 x 24.5	69	0.0057	590
2+1	25	7/2.14	1.3	6	7/1.04	0.6	1.6	11.5 x 24.5	13.5 x 28.0	92	0.0054	840
2+1	35	19/1.53	1.3	10	7/1.35	0.6	1.7	13.0 x 28.0	15.0 x 32.0	112	0.0047	1120

Caledonian Cables Manufacture

VVR

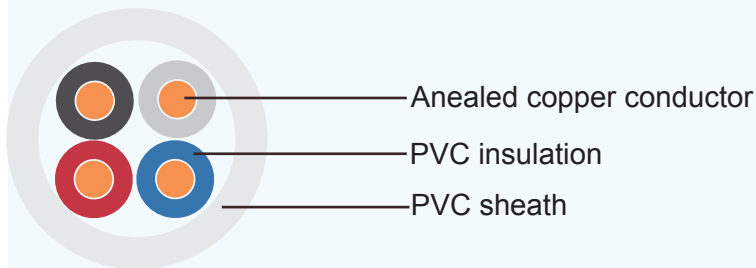
Application and Description

Exposed wiring in air or use in raceway wet or dry location, direct burial in ground.

Reference Standard:

TIS 11-2531

Cable Construction:



Conductor: Solid and stranded annealed copper, Sizes: 0.5 mm² up to 35 mm²

Insulation: Polyvinyl chloride (PVC)

color: Single core – Light gray

2 cores – Light gray and Black

3 cores – Light gray, Black and Red

4 cores – Light gray, Black, Red and Blue

Sheath: Polyvinyl chloride (PVC), white color

Technical Characteristics:

Maximum conductor temperature 70°C

Circuit voltage not exceeding 300 volts

Test voltage 2000 volts





Cable Parameter:

No. of core	Nominal cross section area	Number And diameter of wire	Insulation thickness	Sheath thickness	Max overall diameter	Minimum Insulation resistance at 70 0C	Maximum continuous current rating in free air	Cable weight
	mm ²	No./mm	mm	mm	mm	MΩ-Km	A	Kg/Km
1	0.5	1 / 0.80	0.6	0.9	4.4	0.0146	10	21
	1	1 / 1.13	0.6	0.9	4.8	0.0115	15	28
	1	7 / 0.43	0.6	0.9	5.0	0.0110	15	30
	1.5	1 / 1.38	0.6	0.9	5.2	0.0100	19	34
	1.5	7 / 0.53	0.6	0.9	5.4	0.0094	19	37
	2.5	1 / 1.78	0.7	0.9	5.8	0.0092	26	48
	2.5	7 / 0.67	0.7	0.9	6.2	0.0084	26	50
	4	1 / 2.25	0.8	0.9	6.6	0.0086	35	65
	4	7 / 0.85	0.8	0.9	7.0	0.0078	35	70
	6	7 / 1.04	0.8	0.9	7.6	0.0066	46	95
	10	7 / 1.35	0.9	0.9	8.6	0.0059	64	140
	16	7 / 1.70	1.0	1.2	11.0	0.0053	87	220
	25	7 / 2.14	1.2	1.2	12.5	0.0051	117	330
	35	19 / 1.53	1.2	1.2	14.0	0.0043	144	430
2	0.5	1 / 0.80	0.6	0.9	6.8	0.0146	9	48
	1	1 / 1.13	0.6	0.9	7.6	0.0115	14	65
	1	7 / 0.43	0.6	0.9	8.0	0.0110	14	65
	1.5	1 / 1.38	0.6	1.2	8.8	0.0100	18	90
	1.5	7 / 0.53	0.6	1.2	9.2	0.0094	18	90
	2.5	1 / 1.78	0.7	1.2	10.0	0.0092	24	130
	2.5	7 / 0.67	0.7	1.2	11.0	0.0084	24	130
	4	1 / 2.25	0.8	1.2	11.5	0.0086	32	180
	4	7 / 0.85	0.8	1.2	12.5	0.0078	32	180
	6	7 / 1.04	0.8	1.2	13.5	0.0066	43	260
	10	7 / 1.35	0.9	1.2	16.0	0.0059	60	390
	16	7 / 1.70	1.0	1.4	19.0	0.0053	80	580
	25	7 / 2.14	1.2	1.4	22.5	0.0051	107	870
	35	19 / 1.53	1.2	1.4	25.5	0.0043	132	1130

Caledonian Cables Manufacture

No. of core	Nominal cross section area	Number And diameter of wire	Insulation thickness	Sheath thickness	Max overall diameter	Minimum Insulation resistance at 70 0C	Maximum continuous current rating in free air	Cable weight
	mm ²	No./mm	mm	mm	mm	MΩ-Km	A	Kg/Km
3	0.5	1 / 0.80	0.6	0.9	7.2	0.0146	7	55
	1	1 / 1.13	0.6	0.9	8.0	0.0115	11	80
	1	7 / 0.43	0.6	0.9	8.4	0.0110	11	80
	1.5	1 / 1.38	0.6	1.2	9.2	0.0100	15	110
	1.5	7 / 0.53	0.6	1.2	9.6	0.0094	15	110
	2.5	1 / 1.78	0.7	1.2	10.5	0.0092	20	160
	2.5	7 / 0.67	0.7	1.2	11.5	0.0084	20	160
	4	1 / 2.25	0.8	1.2	12.5	0.0086	27	230
	4	7 / 0.85	0.8	1.2	13.0	0.0078	27	230
	6	7 / 1.04	0.8	1.2	14.5	0.0066	36	330
	10	7 / 1.35	0.9	1.2	17.0	0.0059	50	490
	16	7 / 1.70	1.0	1.4	20.0	0.0053	67	740
	25	7 / 2.14	1.2	1.8	25.0	0.0051	90	1180
	35	19 / 1.53	1.2	1.8	28.0	0.0043	110	1530
4	0.5	1 / 0.80	0.6	0.9	7.8	0.0146	7	65
	1	1 / 1.13	0.6	0.9	8.6	0.0115	10	100
	1	7 / 0.43	0.6	0.9	9.0	0.0110	10	100
	1.5	1 / 1.38	0.6	1.2	10.0	0.0100	13	130
	1.5	7 / 0.53	0.6	1.2	10.5	0.0094	13	130
	2.5	1 / 1.78	0.7	1.2	11.5	0.0092	18	190
	2.5	7 / 0.67	0.7	1.2	12.5	0.0084	18	190
	4	1 / 2.25	0.8	1.2	13.5	0.0086	25	290
	4	7 / 0.85	0.8	1.2	14.0	0.0078	25	290
	6	7 / 1.04	0.8	1.2	15.5	0.0066	33	410
	10	7 / 1.35	0.9	1.4	19.0	0.0059	45	640
	16	7 / 1.70	1.0v	1.4	22.0	0.0053	60	940
	25	7 / 2.14	1.2	1.8	27.5	0.0051	81	1490
	35	19 / 1.53	1.2	1.8	30.5	0.0043	99	1950





VVR-GRD

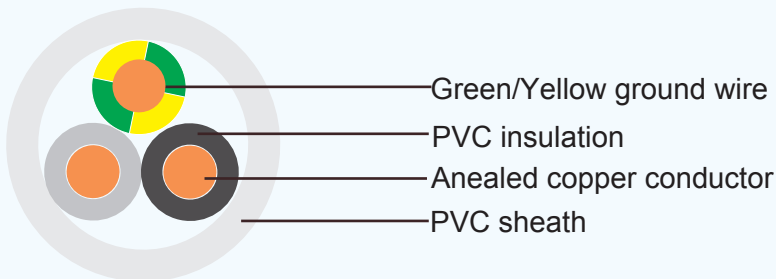
Application and Description:

For exposed wiring in air or use raceway, dry location.

Reference Standard:

TIS 11-2531

Cable Construction:



Conductor: Solid and stranded annealed copper, Sizes: 1 mm² up to 35 mm²

Insulation: Polyvinyl chloride (PVC)

Color : Light grey, Black, Ground core:Green/Yellow

Sheath: Polyvinyl chloride (PVC), white color

Technical Characteristics:

Maximum conductor temperature 70°C

Circuit voltage not exceeding 750 volts

Test voltage 2500 volts

Caledonian Cables Manufacture

Cable Parameter:

No. of core	Conductor			Ground Conductor			Thick-ness of Sheath	Overall diameter	Maximum continuous current rating in free air	Minimum insulation resistance (at 70°C)	Cable weight
	Size	No.& dia. of wires	Thickness of insulation	Size	No.& dia. of wires	Thickness of insulation					
	mm ²	No./mm	mm	mm ²	No./mm	mm					
2+1	1	1/1.13	0.6	1	1/1.13	0.6	0.9	8	15	0.0115	80
2+1	1	7/0.40	0.6	1	7/0.40	0.6	0.9	8.4	15	0.011	80
2+1	1.5	1/1.38	0.6	1	1/1.13	0.6	1.2	9.2	20	0.01	100
2+1	1.5	7/0.50	0.6	1	7/0.40	0.6	1.2	9.6	20	0.0094	100
2+1	2.5	1/1.78	0.7	1.5	1/1.38	0.6	1.2	10.5	25	0.0092	140
2+1	2.5	7/0.67	0.7	1.5	7/0.50	0.6	1.2	11.5	25	0.0084	140
2+1	4	1/2.25	0.8	2.5	1/1.78	0.6	1.2	12.5	33	0.0086	200
2+1	4	7/0.85	0.8	2.5	7/0.67	0.6	1.2	13	33	0.0078	200
2+1	6	7/1.04	0.8	4	7/0.85	0.6	1.2	14.5	45	0.0066	290
2+1	10	7/1.35	0.9	4	7/0.85	0.6	1.2	16	62	0.0059	410
2+1	16	7/1.70	1	6	7/1.04	0.6	1.4	19	81	0.0053	610
2+1	25	7/2.14	1.2	6	7/1.04	0.6	1.4	22.5	109	0.0051	880
2+1	35	19/1.53	1.2	10	7/1.35	0.6	1.4	25.5	134	0.0043	1176
3+1	1	1/1.13	0.6	1	1/1.13	0.6	0.9	8.6	13	0.0115	95
3+1	1	7/0.40	0.6	1	7/0.40	0.6	0.9	9	13	0.011	95
3+1	1.5	1/1.38	0.6	1	1/1.13	0.6	1.2	10	17	0.01	130
3+1	1.5	7/0.50	0.6	1	7/0.40	0.6	1.2	10.5	17	0.0094	130
3+1	2.5	1/1.78	0.7	1.5	1/1.38	0.6	1.2	11.5	21	0.0092	180
3+1	2.5	7/0.67	0.7	1.5	7/0.50	0.6	1.2	12.5	21	0.0084	180
3+1	4	1/2.25	0.8	2.5	1/1.78	0.6	1.2	13.5	30	0.0086	260
3+1	4	7/0.85	0.8	2.5	7/0.67	0.6	1.2	14	30	0.0078	260
3+1	6	7/1.04	0.8	4	7/0.85	0.6	1.2	15.5	38	0.0066	370
3+1	10	7/1.35	0.9	4	7/0.85	0.6	1.2	18.5	53	0.0059	530
3+1	16	7/1.70	1	6	7/1.04	0.6	1.4	22	71	0.0053	800
3+1	25	7/2.14	1.2	6	7/1.04	0.6	1.8	27.5	93	0.0051	1220
3+1	35	19/1.53	1.2	10	7/1.35	0.6	1.8	30.5	113	0.0043	1610
4+1	1	1/1.13	0.6	1	1/1.13	0.6	0.9	9.2	12	0.0115	110
4+1	1	7/0.40	0.6	1	7/0.40	0.6	0.9	9.8	12	0.011	110
4+1	1.5	1/1.38	0.6	1	1/1.13	0.6	1.2	11	15	0.01	150
4+1	1.5	7/0.50	0.6	1	7/0.40	0.6	1.2	11.5	15	0.0094	150





Addison Cables to IEC/TIS Standard

www.addison-tech.com

www.addison-cables.com

No. of core	Conductor			Ground Conductor			Thick-ness of Sheath	Overall diameter	Maximum continuous current rating in free air	Minimum insulation resistance (at 70°C)	Cable weight
	Size	No. & dia. of wires	Thickness of insulation	Size	No. & dia. of wires	Thickness of insulation					
	mm ²	No./mm	mm	mm ²	No./mm	mm					
4+1	2.5	1/1.78	0.7	1.5	1/1.38	0.6	1.2	12.5	19	0.0092	220
4+1	2.5	7/0.67	0.7	1.5	7/0.50	0.6	1.2	13.5	19	0.0084	220
4+1	4	1/2.25	0.8	2.5	1/1.78	0.6	1.2	14.5	27	0.0086	330
4+1	4	7/0.85	0.8	2.5	7/0.67	0.6	1.2	15.5	27	0.0078	330
4+1	6	7/1.04	0.8	4	7/0.85	0.6	1.2	17	37	0.0066	470
4+1	10	7/1.35	0.9	4	7/0.85	0.6	1.4	20.5	49	0.0059	700
4+1	16	7/1.70	1	6	7/1.04	0.6	1.4	24.5	64	0.0053	1030
4+1	25	7/2.14	1.2	6	7/1.04	0.6	1.8	30	84	0.0051	1570
4+1	35	19/1.53	1.2	10	7/1.35	0.6	1.8	33.5	102	0.0043	2070



Caledonian

Merchant Ind. Centre
Mill-Lane, Laughton, Lewes, Sussex, BN8 6AJ
England
United Kingdom
Tel: 44- 20- 74195087
Fax: 44- 20- 78319489
Email: sales@caledonian-cables.com
sales@caledonian-cables.co.uk
sales@addison-cables.com